

Bharati Vidyapeeth's

Dr. Patangrao Kadam Mahavidyalaya Sangli

Report of Student Satisfaction Survey 2022-2023

The Student Satisfaction Survey was conducted by IQAC of BVDPKM. All students enrolled during spring 2022-23 were invited to participate in this online survey through what's group. An Online Google form for the same was created and shared through online links so that it can reach each and every student of the college. The students participated voluntarily, the survey was implemented online, and respondents were ensured confidentiality.

Each question in the SSS format is aimed at collecting the factual opinion of students on curricular and extra-curricular activities, facilities related to information technology-enabled services, overall impressions, and suggestions about the college. The data set comprises representative sampling and convenience sampling. The collected data points are analysed on a 5-point Likert scale. The scale measures the responses as very good, good, fair, satisfactory, and unsatisfactory. This simple but important exercise definitely helps to improve the relevance of teaching and learning.

Analysis and Interpretation:

A) Primary information

- ❖ Out of the total respondents 95.6 % of the students are of the view that the depth of the course content and positive approach of teachers during teaching the subject.
- ❖ 92.3 % of students agree that extending the course coverage was good.

B) About the Department

- ❖ 81.2 % of students opined positively about teachers' knowledge in the subject' thorough Preparation before coming to the classes.
- ❖ 83.7% of students agree that teachers can communicate effectively and the remaining 9.1 % of students also gave positive feedback about teachers' communications with positive commitment.
- ❖ 96% of students opined positive approach of teachers during teaching and they generate interest in the subject.
- ❖ 84% of students gave positive feedback about fair internal evaluation done by teachers.

- ❖ 83% of students agreed that teachers usually gave the assignments during classes and also discuss the performance given by students in those assignments.
- ❖ 81.1% of students have appreciated that the teachers always inform them about expected competencies, course outcomes, and program outcomes before each lecture.
- ❖ According to the survey, 83 % of students have said that their mentor always took a necessary follow-up with an assigned task with them.
- ❖ 84% of students have appreciated that teachers always illustrate the various concepts through different examples with real-life applications.
- ❖ Above 90% of students replied that teachers identify the student's strengths and weaknesses and encourage them by providing the right level of challenges to overcome their weaknesses.
- ❖ 90% of students appreciated the teachers for using various ICT tools such as LCD projectors, multimedia, etc., while during teaching.

C) About all aspects of college:

- ❖ 350 students participated in the survey out of these 73.2% of students opined that the institute always takes an active interest in promoting internship, student exchange, and field visit opportunities for students.
- ❖ Above 93.1 % of students gave positive feedback about the teaching and mentoring process in the institution facilities them in cognitive, social, and emotional growth.
- ❖ According to a survey above 80% of students replied that the institution provides multiple opportunities to learn and grow.
- ❖ 78.5% of students agree that institution makes positive efforts to engage students in the monitoring, review, and continuous quality improvement of the teaching-learning process.
- ❖ 80.8% of students appreciated to institute and teachers about the use of student-centric methods, participative learning, and problem-solving methodologies for enhancing learning experiences.
- ❖ 82.3% of students have agreed that the teachers encourage them to participate in extracurricular activities run by the college and Universities which are useful for the progressive growth of students.

- ❖ A Maximum number of students i.e., 97.1% agree that institutions and teachers make efforts to inculcate soft skills, life skills, and employability skills to make them ready for the world of work.
- ❖ 81.7% of students have said that the overall quality of the teaching-learning process in the institute is very good.

Conclusion:

It can be concluded from the above analysis that the majority of the students are satisfied with the quality of the teaching-learning process in the institute is very good

Student Satisfaction Survey 2022-23

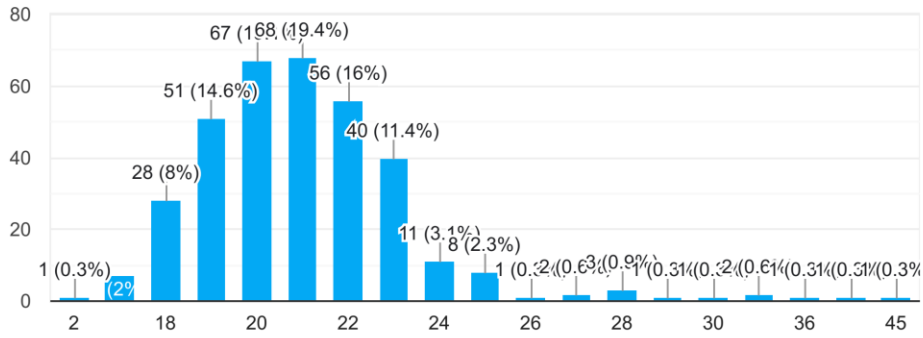
350 responses

[Publish analytics](#)

Age:

Copy

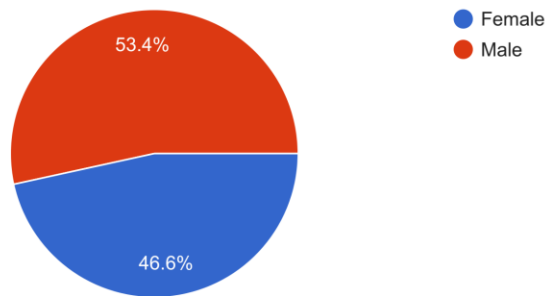
350 responses



Gender:

Copy

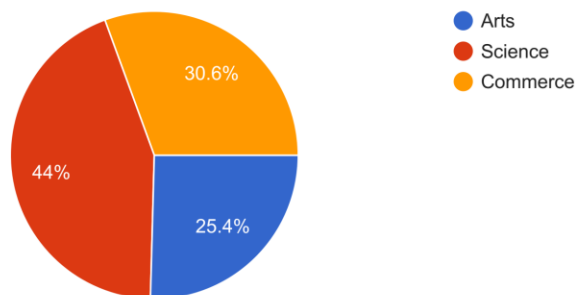
350 responses



What subject area are you currently pursuing?

Copy

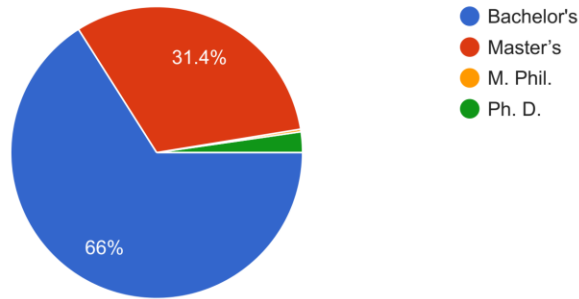
350 responses



What degree program are you pursuing now?

 Copy

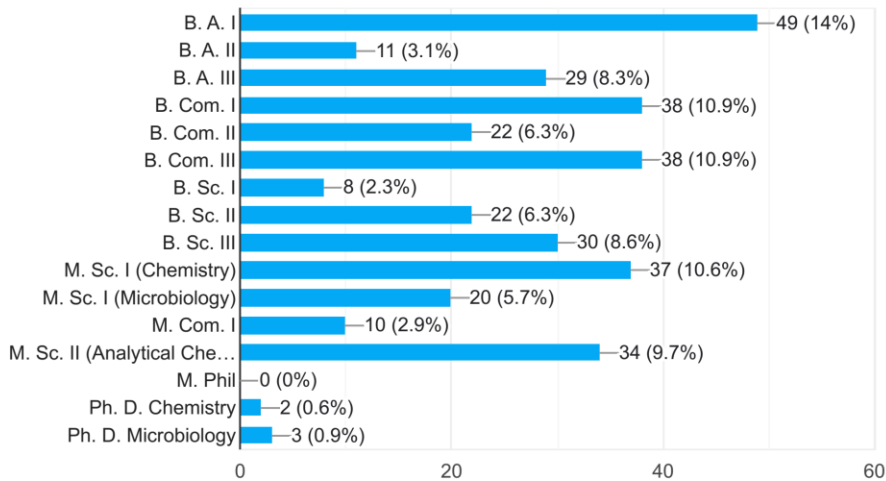
350 responses



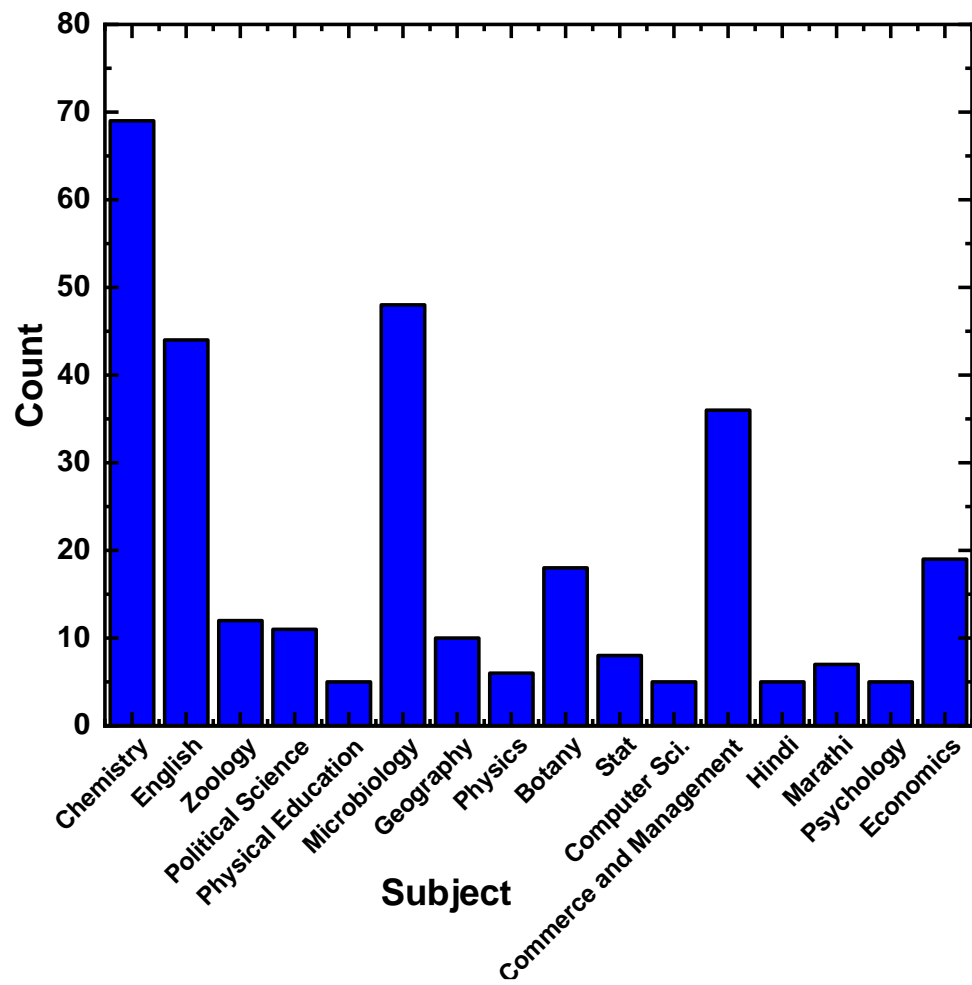
In which class you are studying now?

 Copy

350 responses



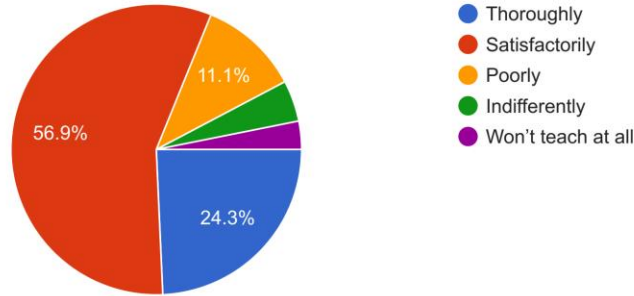
Subject offered during the year:



How well did the teachers prepare for the classes?

 Copy

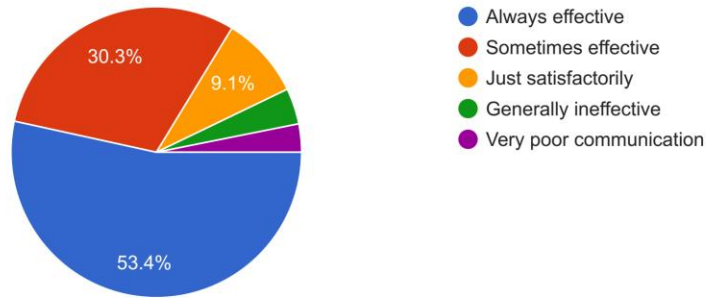
350 responses



How well were the teachers able to communicate?

 Copy

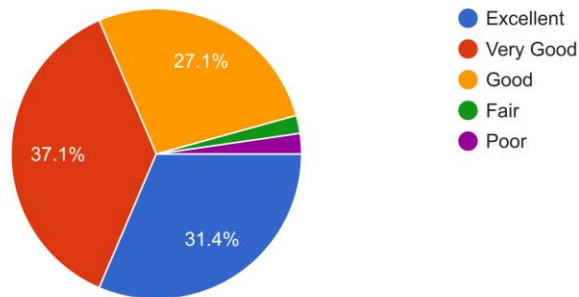
350 responses



The teacher's approach to teaching can best be described as

 Copy

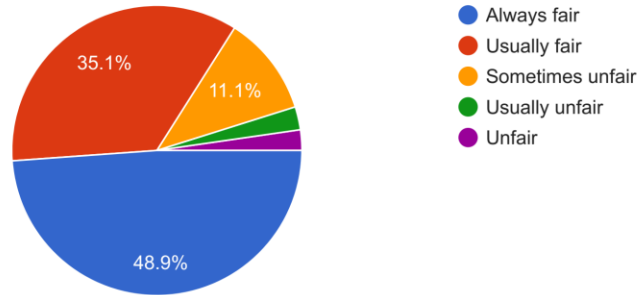
350 responses



Fairness of the internal evaluation process by the teachers.

 Copy

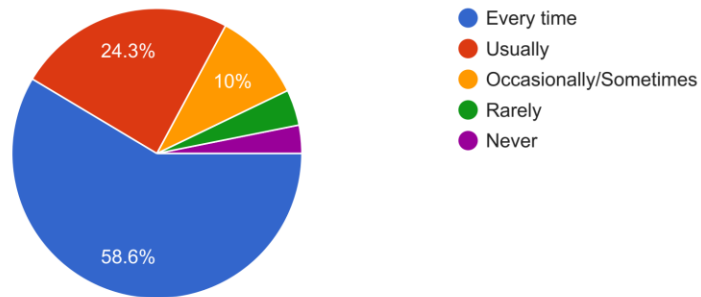
350 responses



Was your performance in assignments discussed with you?

 Copy

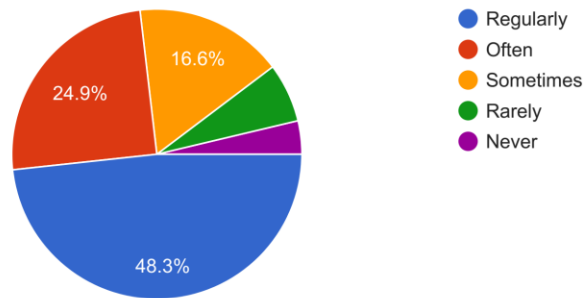
350 responses



The institute takes active interest in promoting internship, student exchange, field visit opportunities for students.

 Copy

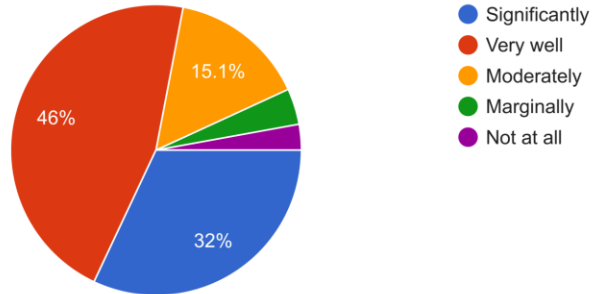
350 responses



The teaching and mentoring process in your institution facilitates you in cognitive, social and emotional growth.

 Copy

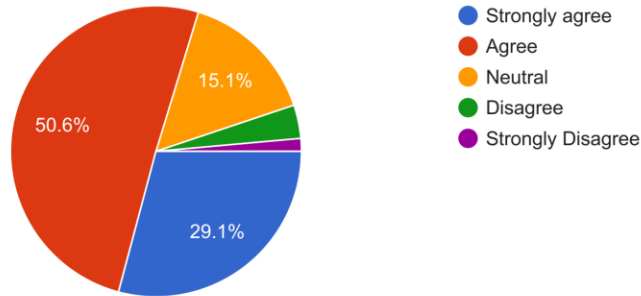
350 responses



The institution provides multiple opportunities to learn and grow.

 Copy

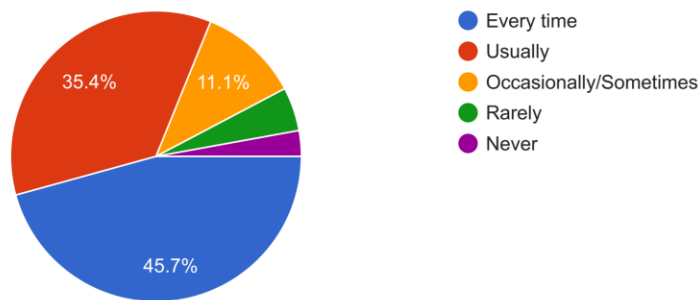
350 responses



Teachers inform you about your expected competencies, course outcomes and programme outcomes.

 Copy

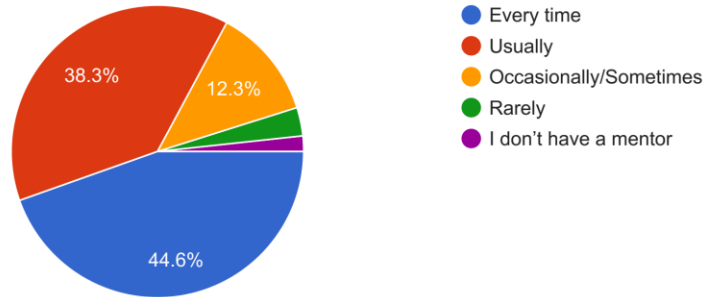
350 responses



Your mentor does a necessary follow-up with an assigned task to you.

 Copy

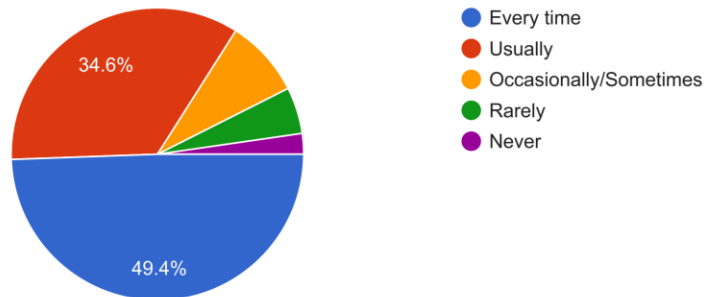
350 responses



The teachers illustrate the concepts through examples and applications.

 Copy

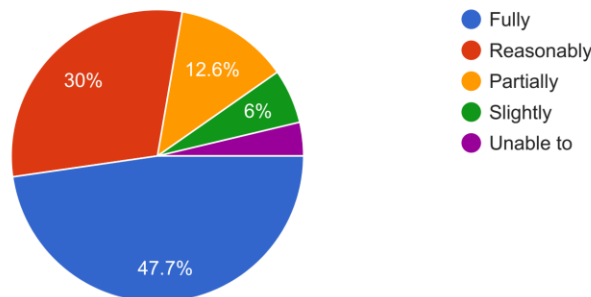
350 responses



The teachers identify your strengths and encourage you with providing right level of challenges.

 Copy

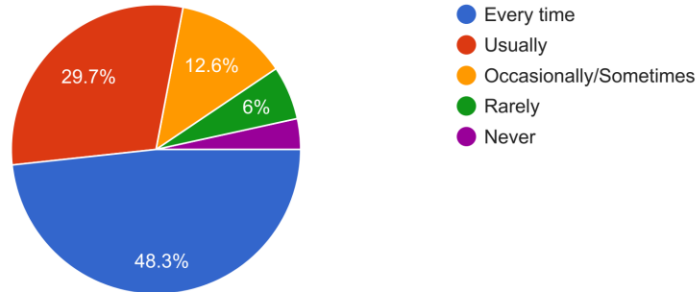
350 responses



Teachers are able to identify your weaknesses and help you to overcome them.

 Copy

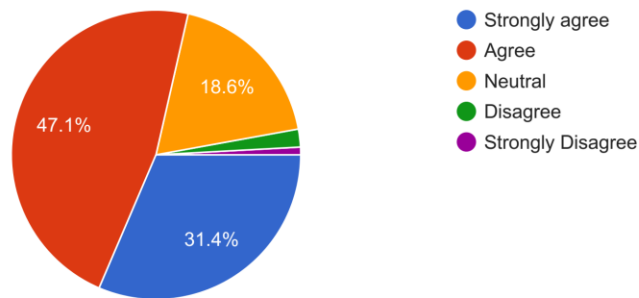
350 responses



The institution makes effort to engage students in the monitoring, review and continuous quality improvement of the teaching learning process.

 Copy

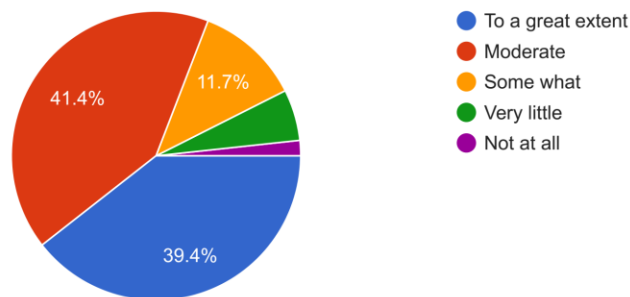
350 responses



The institute/ teachers use student centric methods, such as experiential learning, participative learning and problem solving methodologies for enhancing learning experiences.

 Copy

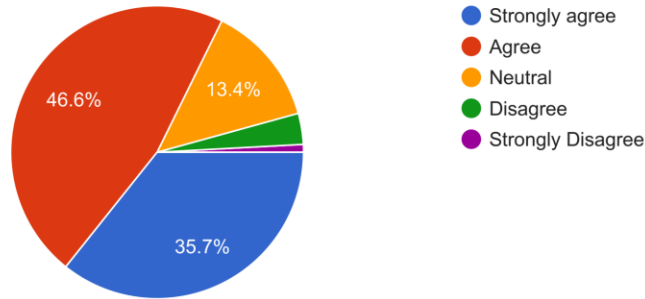
350 responses



Teachers encourage you to participate in extracurricular activities.

 Copy

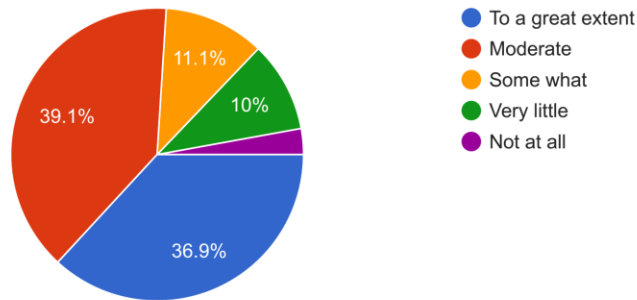
350 responses



Efforts are made by the institute/ teachers to inculcate soft skills, life skills and employability skills to make you ready for the world of work.

 Copy

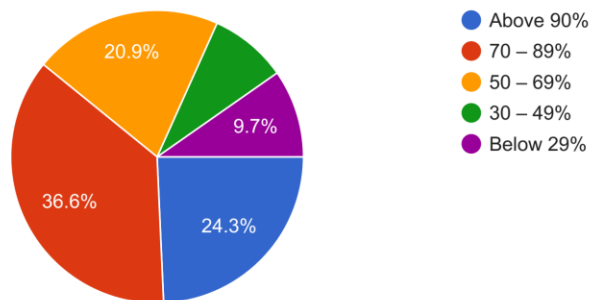
350 responses



What percentage of teachers use ICT tools such as LCD projector, Multimedia, etc. while teaching.

 Copy

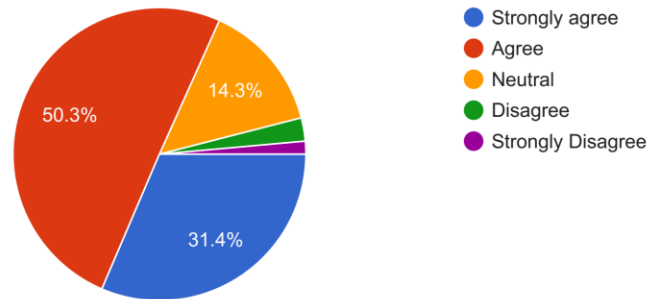
350 responses



The overall quality of teaching-learning process in your institute is very good.



350 responses



Observation/suggestions to improve the overall teaching-learning experience in institution:

