

**Bharati Vidyapeeth's  
Dr. Patangrao Kadam Mahavidyalaya,  
Sangli.**

**Internal Quality Assurance Cell**

**Academic and Administrative Audit**

**Report**

**2022-23**



Estd. 1962

"A++" Accredited by NAAC (2021)  
with CGPA 3.52

# SHIVAJI UNIVERSITY, KOLHAPUR

## == CERTIFICATE OF ACADEMIC AUDIT ==

*This is to certify that the college has undergone Academic Audit, as per the provision of Maharashtra Public University Act, 2016 Sec. 37(1)(j)(k). The Committee constituted for the said purpose, has recommended **A Grade** to **BHARATI VIDYAPEETH'S DR. PATANGRAO KADAM COLLEGE, SANGLIWADI, SANGLI** for the year from 2022-2023.*

Date: 14 MAR 2023  
NO 00165



**Shri. Vilas S. Soyam**  
Deputy Register,  
Affiliation T-2 Section







Estd : 1962

NAAC 'A++' Grade  
Accredited by NAAAC (2021)  
With CGPA3.52

SHIVAJI UNIVERSITY, KOLHAPUR - 416 004 MAHARASHTRA

PHONE: EPBX - 2609000 FAX:0091-0231-2691533 & 0091-0231-692333

DLI 0231 2609091, 2609135 Website : [www.unishivaji.ac.in](http://www.unishivaji.ac.in) E-mail : [affiliation.t2@unishivaji.ac.in](mailto:affiliation.t2@unishivaji.ac.in)

Website Conduit : (1) Affiliation → Affiliation T2 Circulars (2) Affiliation → Affiliation T2 Information Lists

शिवाजी विद्यापीठ, कोल्हापूर - ४१६ ००४ महाराष्ट्र

दूरध्वनी ईपीबीएक्स- २६०९०००, फॅक्स ००९१ ०२३१ २६९१५३३ व ००९१ ०२३१ ६९२३३३  
संलग्नता टी २ विभाग शेट दूरध्वनी क्र. ०२३१ २६०९०९१, २६०९१३५

जा.क्र. संलग्नता/टी-२/एसएससी/  
प्रति,

No 00085 दि.

04 APR 2022

१. प्राचार्य डॉ. व्ही. एम. पाटील दि न्यू कॉलेज, शिवाजी पेठ, कोल्हापूर. फोन नं. - ०२३१-२६२९९८७/८० मो. नं. - ९४२९९९३२९०	(अध्यक्ष)	२. डॉ. श्रीमती टी. डी. पाटील-डांगे आर्ट्स अँड कॉमर्स कॉलेज, कासेगांव, ता.वाळवा, जि.सांगली फोन नं. - ०२३४२-२३९३०९ मो. नं. - ९९२९९९९९९	(सदस्या)
---	-----------	--	----------

विषय : महाराष्ट्र सार्वजनिक विद्यापीठ अधिनियम २०१६ कलम ३७ (१) (ज) आणि (ट) मधील तरतुदीनुसार  
विद्यापीठ संलग्नीत महाविद्यालयांचे विद्याविषयक लेखापरिक्षण करण्याकरिता गठीत समितीबाबत.

महोदय/महोदया,

उपरोक्त विषयास अनुसरून आपणास आदेशान्वये कळविण्यात येते की, खाली नमुद केलेल्या महाविद्यालय /  
संस्थेच्या नावासमोर उल्लेखित प्रस्तावासंदर्भात महाराष्ट्र सार्वजनिक विद्यापीठ अधिनियम २०१६ कलम ३७ (१) (ज)  
आणि (ट) मधील तरतुदीनुसार विद्याविषयक लेखा परिक्षण करून अहवाल सादर करण्यासाठी उपरोक्त प्रमाणे आपली  
समिती नियुक्त करण्यात आली आहे.

अ.क्र.	संस्था/महाविद्यालयाचे नाव
१.	डॉ. पतंगराव कदम महाविद्यालय, सांगलीवाडी, सांगली. फोन नं. - ०२३३-२५३५२२९, २५३५९९३

कृपया या पत्राच्या तारखेपासून पाच दिवसातील तारीख समिती अध्यक्षांनी स्वतः निश्चित करून ती सर्व  
सदस्य व संबंधित महाविद्यालयाच्या प्राचार्यांना कळवावी व समितीचा अहवाल महाविद्यालयास भेट दिलेल्या  
तारखेपासून दोन दिवसांच्या आत विद्यापीठ कार्यालयास सादर करावा अशी विनंती आहे. या अंमलबजावणीवर पुढील  
कार्यवाही अवलंबून असल्याने तातडीने कार्यवाही होणे आवश्यक आहे.

प्रस्तुत प्रस्तावास अनुसरून करावयाच्या कार्यवाहीच्या संदर्भात समिती सदस्यांनी कृपया खालील बाबी  
विचारात घ्याव्यात.

१. महाविद्यालयांनी कलम ३७ (१) (ज) आणि (ट) मधील तरतुदीनुसार विद्याविषयक लेखा परिक्षणच्या  
अहवालाबाबतच्या आवश्यक बाबींची सिध्दता करावयाची आहे. व त्यानुसार समितीने आपला अहवाल सादर  
करावयाचा आहे.
२. समितीने महाविद्यालय स्थापनेपासून महाविद्यालयात शिकविले जाणारे विषय/पाठ्यक्रम /विद्याशाखा/तुकड्या यांना  
शासन मान्यता व विद्यापीठाची मान्यता आहे की नाही याची शहानिशा करून वस्तुस्थितीबाबत माहिती अहवालात  
नमूद करावी.
३. संबंधित महाविद्यालयास विद्यापीठाने परीक्षा केंद्र मंजूर केले असल्यास त्यासाठी आवश्यक त्या सोयी  
महाविद्यालयाने उपलब्ध केलेल्या आहेत किंवा नाहीत याची समितीने प्रत्यक्ष पाहणी करून त्याबाबतच्या नोंदी व  
निरीक्षणांचीही अहवालात नोंद करावी.
४. बी.एड./एम.एड. महाविद्यालयांची एनसीटीई भोपाळ यांच्या मान्यतेनुसार प्रवेशक्षमता अंतिम करण्यासाठी समितीने  
तपासणी करून प्रवेश क्षमता अंतिम करण्याच्या अनुषंगाने अहवाल सादर करावा.

डॉ. शिवाजी  
...  
...



...२

५. ज्या महाविद्यालयामध्ये एम.बी.ए. अभ्यासक्रम शिकविला जातो अशा महाविद्यालयामधील एम.बी.ए. अभ्यासक्रमास शिखर संस्थेने (AICTE) दिलेली मान्यता प्रवेशित विद्यार्थी व उपस्थित विद्यार्थी यांची तपासणी करून अहवाल सादर करावा.
६. समितीने अहवालामध्ये नमुद केलेल्या सुचनांचे महाविद्यालयाचे प्राचार्य व समिती सदस्यांनी अवलोकन करून योग्य ती कार्यवाही करावी.
७. समितीमधील अध्यक्ष अथवा सदस्य सदर समितीवर काम करण्यास असमर्थ असतील तर संबंधितांनी विद्यापीठ कार्यालयास याबाबत सकारण पत्राद्वारे/ई-मेलद्वारे त्वरीत कळवावे. यानुसार नवीन सदस्य अथवा अध्यक्ष यांचे नामनिर्देशन करून दिले जाईल.

वरील बाबी विचारात घेऊन समिती अध्यक्षांनी निश्चित केलेल्या तारखांना संबंधित महाविद्यालयांना भेटी देऊन अहवाल सत्वर विद्यापीठाकडे पाठवून सहकार्य करावे अशी पुनःश्च विनंती करण्यात येत आहे.

टिप - १. विद्यापीठाने नियुक्त केलेल्या महाविद्यालयातील बाह्य परिक्षकांचे मानधन रु.१०००/- व प्रवास भत्ता संबंधित महाविद्यालयाने आदा करावा.

२. विद्याविषयक लेखा परिक्षणाचा अहवाल ऑनलाईन व ऑफलाईन सादर करणे आवश्यक आहे. कळावे,

आपला विश्वासू

श्री विलास एस. सोयम  
उपकुलसचिव  
संलग्नता/टी-२ विभाग

प्रत : १. मा.प्राचार्य, डॉ. पतंगराव कदम महाविद्यालय, सांगलीवाडी, सांगली.

- यांना विनंती करण्यात येते की, समिती अध्यक्षांनी निश्चित केलेल्या तारखेस स्वतः उपस्थित राहावे. तसेच महाविद्यालयातील सर्व संबंधितांना भेटीच्या वेळी उपस्थित राहण्याबाबत सूचना द्याव्यात. विद्यापीठामार्फत गठित केलेल्या विविध समित्यांना संबंधित भेटीच्या वेळी योग्य ते सहकार्य मिळत नसल्याच्या तक्रारी कार्यालयाकडे प्राप्त झालेल्या आहेत. या अनुषंगाने नियुक्त समितीस त्यांनी मागणी केल्याप्रमाणे संबंधित अभ्यासक्रमासंदर्भातील आवश्यक ती कागदपत्रे उपलब्ध करून द्यावीत व समितीस योग्य ते सहकार्य करावे.

तसेच विद्यापीठ संकेतस्थळावर ~~पत्रांचे~~ → AFFILIATION T-2 INFORMATION LISTS → ACADEMIC AUDIT FORMAT या लिंकवरील स्वयंमुल्यांकन अहवालाची प्रत तसेच तत्सम कागदपत्रांची फाईल समितीस पुरवावी व संगणक / प्रक्षेपण यंत्राद्वारे सादरीकरण करावे. समिती त्यानुसार आपली कार्यवाही करील.





## REPORT OF THE ACADEMIC AUDIT COMMITTEE

1. College Name: Dr. Patangrao Kadam Arts, Science College, Sangalwadi SANGLI

Address: Sangalwadi DIST:- SANGALI 416 416

Year of Establishment: 1985

Telephone: STD Code: 2332535229

Government Approval No: NGC 1085(9382)

Date: 10-12-1985

Fax:

E Mail ID: ascs73.cl@unishivaji.ac.in

Web Site: <http://dpkmsangli.bharativedyapeeth.edu>

Type of Institute / College: CO-Education

Location: Urban

Status of University affiliation:

UGC 2F Approval: Yes

UGC 12B Approval: Yes

NAAC Accreditation year & Grade: NAAC Grade B++ 16-AUG-18 - 15-AUG-23

NBA Accreditation year & Grade:

NIRF ranking: NIRF 01-JAN-01 - 01-JAN-01

Government approval status: Aided/Grantable

Name of the Principal of the College: Principal --- --- ---

### 2. Name Of Trust / Society

Names of Trust/Society: Bharati Vidyapeeth, Pune

Address: Bharati Vidyapeeth Bhavan 13, Sadashiv Peth, Lal Bahadur Shastri Marg, PUNE- 411 030

Year of establishment: 1964

Telephone Std Code: 2024407100

Fax: 2024339121

E mail ID: bharati@vsnl.com

Web site Address: [www.bharativedyapeeth.edu](http://www.bharativedyapeeth.edu)



### 3. Name Of Academic Audit Committee Members

Sr.No.	Name Of The Members	Designation	Address
1	Dr.Mrs.T.D.Patil-Dange	Member	Arts and Commerce College, Kasegaon
2	Dr.V.M.Patil	Chairman	Principal, The New College, Kolhapur

### 4. Member who interacted with the committee

Sr.No.	Type of Member	Member Name	Remark
1	Principal	Dr.D.G.Kanase	
2	IQAC Member	Dr.S.N.Borhade	
3	IQAC Member	Dr.A.R.Supale	IQAC-Coordinator
4	IQAC Member	Mr.T.R.Sawant	
5	IQAC Member	Dr.Mrs.P.M.Patil	
6	Teaching Staff	Mr.A.R.Vande	





**Details of programs offered by the College ( Give data for Current Academic Year)**

S.N	Program Level	Name of the Program / Course	Part	Duration	Entry Qualification	Medium of Instruction	Approval Type	Sanctioned /approved student strength	No. of students admitted	Govt. approval letter for college
1	Diploma	Diploma Course In Travel And Tourism	1	1		English	Self Finance	50	15	4596
2	Diploma	Diploma Course In Medical Laboratory Technology	1	1		English	Self Finance	50	16	4594
3	Bachelor Degree	BACHELOR OF ARTS	2	3		Marathi	Aided/Grant able	120	52	4586
4	Bachelor Degree	BACHELOR OF ARTS	3	3		Marathi	Aided/Grant able	120	82	4588
5	Bachelor Degree	BACHELOR OF ARTS	1	3		Marathi	Aided/Grant able	120	116	4584
6	Bachelor Degree	BACHELOR OF COMMERCE	3	3		Marathi	Aided/Grant able	120	72	4582
7	Bachelor Degree	BACHELOR OF COMMERCE	1	3		Marathi	Aided/Grant able	120	93	4578
8	Bachelor Degree	BACHELOR OF COMMERCE	2	3		Marathi	Aided/Grant able	120	75	4580
9	Bachelor Degree	BACHELOR OF SCIENCE	3	3		English	Aided/Grant able	120	164	
10	Bachelor Degree	BACHELOR OF SCIENCE	1	3		English	Aided/Grant able	120	90	4504
11	Bachelor Degree	BACHELOR OF SCIENCE	2	3		English	Aided/Grant able	120	109	4508
12	Master Degree	MASTER OF SCIENCE	2	2		English	Permanent Non-Grantable	22	21	4592
13	Master Degree	MASTER OF SCIENCE	1	2		English	Permanent Non-Grantable	44	44	4590

<b>Does the College offer Self-Financed Program</b>	<b>Yes</b>	<b>2</b>
<b>New programs introduced in the college during the years, if any</b>	<b>No</b>	<b>0</b>



**List the Academic departments**

Faculty / Branches	Name of the Department	UG	PG	Research
Science and Technology	PHYSICS	Yes	No	No
Science and Technology	BOTANY	Yes	No	No
Science and Technology	COMPUTER SCIENCE	Yes	No	No
Science and Technology	CHEMISTRY	Yes	Yes	Yes
Science and Technology	MICROBIOLOGY	Yes	No	Yes
Science and Technology	STATISTICS	Yes	No	No
Science and Technology	ZOOLOGY	Yes	No	No
Commerce and Management	Commerce	Yes	No	No
Humanities	Geography	Yes	No	Yes
Humanities	Physical Education	Yes	No	No
Humanities	English	Yes	No	No
Humanities	Political Science	Yes	No	No
Humanities	Economics	Yes	No	No





Furnish the number of the students admitted to the college during the last Five academic years.  
(Including Grantable & Non Grantable)

Categories	UG														
	Year 1			Year 2			Year 3			Year 4			Year 5		
	M	F	Trans	M	F	Trans	M	F	Trans	M	F	Trans	M	F	Trans
GEN/OPEN	553	302	0	415	217	0	270	153	0	299	165	0	347	157	0
SC	44	31	0	69	41	0	62	39	0	31	17	0	28	19	0
ST	1	0	0	2	2	0	1	2	0	1	1	0	0	0	0
OBC	105	57	0	93	55	0	50	40	0	54	26	0	51	34	0
VJ(A)	14	12	0	3	1	0	12	15	0	7	4	0	10	5	0
NT(B)	16	10	0	31	16	0	14	8	0	8	6	0	8	7	0
NT(C)	26	21	0	27	15	0	49	20	0	31	14	0	31	12	0
NT(D)	9	4	0	31	18	0	2	0	0	0	0	0	0	0	0
SEBC	0	0	0	0	0	0	136	94	0	75	56	0	82	64	0
EWS	0	0	0	0	0	0	0	0	0	0	0	0	0	0	0
TOTAL	768	437	0	671	365	0	596	371	0	506	289	0	557	298	0



Furnish the number of the students admitted to the college during the last Five academic years.  
(Including Grantable & Non Grantable)

Categories	PG														
	Year 1			Year 2			Year 3			Year 4			Year 5		
	M	F	Trans	M	F	Trans	M	F	Trans	M	F	Trans	M	F	Trans
GEN/OPEN	18	9	0	11	11	0	8	9	0	19	8	0	12	6	0
SC	1	4	0	4	0	0	4	3	0	3	1	0	6	3	0
ST	0	0	0	0	0	0	0	0	0	0	0	0	0	0	0
OBC	5	3	0	10	3	0	8	4	0	5	2	0	10	3	0
VJ(A)	0	0	0	1	0	0	1	0	0	0	0	0	1	0	0
NT(B)	1	0	0	1	0	0	1	0	0	1	1	0	3	1	0
NT(C)	1	0	0	1	1	0	1	1	0	1	1	0	2	1	0
NT(D)	0	0	0	0	1	0	0	0	0	0	0	0	0	0	0
SEBC	0	0	0	0	0	0	2	2	0	0	0	0	3	2	0
EWS	0	0	0	0	0	0	0	0	0	0	0	0	0	0	0
TOTAL	26	16	0	28	16	0	25	19	0	29	13	0	37	16	0

**Details on Students Enrollment in the College during the Current Academic Year**

Type of Students	UG	PG	M.Phil	Ph.D.	Total Students
Students from the same state where the college is located	855	53			908
Students from other state of india	0	0			0
NRI Students	0	0			0
Foreign Students	0	0			0





### Course wise Faculty Information

Sr. No	Name of Faculty Member	Designation	Subject	Cast Category	Date of First Appointment	University Approval Letter No
1	Akshay Balbhim Khadtare	ASSTT. PROFESSOR	Mathematics	SCHDULE CASTE	31-08-2020	Aff. T.3/SDM/5/2249/0052
2	Amar Anil Tupe					
3	Amit Rajaram Supale	ASSTT. PROFESSOR	Chemistry and Chemical Engineering	OBC	01-08-2010	
4	Amol Arun Kumbhar					
	Aniket Hanamant Jadhav					
6	Ankush Mahadeo Sargar			OBC		
7	Bharat Bajarang Ballal	ASSOCIATE PROFESSOR	Microbiology	NT(C)	06-09-1993	Ref.No.Aff. T.3 /SDG/12/ 2156 dt. 30/10/2021
8	Bharati Kadsiddheshwar Bhavikatti	ASSOCIATE PROFESSOR	Microbiology	Open	04-07-1994	No.SU/Affi/T-3/ F134/6818
9	Chandrakant Appasaheb Shete		Statistics	Open		
10	Dada Pandurang Nade	ASSTT. PROFESSOR	Physics	SCHDULE CASTE	28-04-2016	Aff/SDM/2/2249 /01/11/2020
11	Dhanaji Govindrao Kanase			Open		
12	Harshal Vijay Wangikar	ASSTT. PROFESSOR	Botany	OBC	08-08-2020	Aff.T.3/SDM/4/ 2249
13	Jayashree Baburao Vhargar					
14	Krishna Mahadu Bhawari	ASSTT. PROFESSOR	Marathi	SCHDULE TRIBE	01-12-2012	
15	Mahesh Tanaji Kolhal	ASSTT. PROFESSOR	Geography and Geology	Open	31-08-2020	AFF.T.3/SDM/6 /2249
16	Mangesh Prakash Gavit	ASSTT. PROFESSOR	Botany	SCHDULE TRIBE	31-08-2020	2249
17	Maruti Jayram Dhanavade	ASSTT. PROFESSOR	Microbiology	SCHDULE CASTE	07-10-2020	AFF.T.3/SDG/2 55/620
18	Nalesh Gulab Bahiram	ASSTT. PROFESSOR	Zoology	SCHDULE TRIBE	31-08-2020	Aff.T.3/SDM/9/ 2249
19	Nandkumar Namdev Natke					



Sr. No	Name of Faculty Member	Designation	Subject	Cast Category	Date of First Appointment	University Approval Letter No
20	Naresh Devidas Pawar	ASSTT. PROFESSOR	English and Linquistics	SCHDULE TRIBE	30-12-1899	Aff.T.3/SDM/10/2249
21	Nitin Vinayak Gaikwad		Home Science	SCHDULE CASTE		
22	Prabha Mohan Patil	ASSOCIATE PROFESSOR	Zoology	Open	01-09-1986	Aff.T.3/SDG/41/2157
23	Pradeep Sadashiv Dikule			Open		
24	Prakash Ramu Kumbhar		Statistics	OBC		
25	Pushpanjali Rajendra Waghmare					
26	Ramchandra Narayan Deshmukh	ASSTT. PROFESSOR	Chemistry and Chemical Engineering	SEBC	26-09-2020	SUK.Affiliation/T.5/DDY/2035 dated 16/09/2021
27	Reshma Sudhir Patil					
28	Rohini Dhondiram Waghmare					
29	Rupali Siddu Kamble		Physical Education	SCHDULE CASTE		
30	Sachin Tanaji Mane	ASSTT. PROFESSOR	Chemistry and Chemical Engineering	OBC	13-10-2020	Vangar/20/2489
31	Satish Ajit Kamble	ASSTT. PROFESSOR	Sociology	SCHDULE CASTE	08-08-2020	
32	Shilpa Yogesh Salunkhe					
33	Tanaji Rajaram Sawant		Economics	Open		
34	Trushant Ramchandra Lohar	ASSTT. PROFESSOR	Chemistry and Chemical Engineering	OBC	08-08-2020	SU/Aff./T5/DDY/1714 dated 7/7/2020
35	Vandana Arun Satpute	ASSTT. PROFESSOR	Political Science	SCHDULE CASTE	30-12-1899	1401
36	Varsha Sandip Kumbhar	ASSTT. PROFESSOR	Zoology	OBC	28-08-2020	Aff/T5/DDY/1716
37	Vikas Baban Awale	ASSTT. PROFESSOR	Botany	SCHDULE CASTE	27-07-1994	
38	Yeshawant Chimaji Dhulgand					



## Research Information

1.	No.of M.Phil and Ph.D Faculty Member.	M.Phil	1
		Ph.D.	13
2.	No.of Students Completed M.Phil/Ph.D under the guidance of faculty Members In College/Department in last one year	M.Phil	
		Ph.D.	2
3.	Information Regarding Research Papers Presented/Published on University/State/National/International level in last	National	72
		International	29
4.	No.of Major/Minor research Projects in last one Academic Year	In Progress	12
		Completed	12





## Infrastructure Information

Sr.No.	Criteria	Marks Allotted	Observation	Marks Obtained
	<b>Class rooms</b>			
1	Adequate well furnished class rooms as per University/Apex body norms ·Required No 19 ·Available No 19 ·√ Adequate (10) Marks ·Less than Adequate (5) Marks ·Not Adequate (0) Marks	10	Yes	10
2	Virtual Classroomwith utilization ·√ If Yes (2) Marks ·No (0) Marks	2	Yes	2
3	Number of classrooms with ICT Facilities ·√ Above 50% facilities (5) Marks ·More than 25% facilities (3) Marks ·More than 10 % (2) Marks	5	Yes	5
	<b>Laboratories</b>			
1	No. and Size of Laboratories as per University Norms/Apex body ·Required No 17 ·Available No 17 ·√ Adequate (5) Marks ·Less than Adequate (3) Marks ·Not Adequate (0) Marks	5	Yes	5
2	Laboratory equipmentsavailable as per University /Apex body norms ·√ Adequate (5) Marks ·Less than Adequate (3) Marks ·Not Adequate (0) Marks	5	Yes	5
3	Computers availableas per University/Apex body Norms ·√ Adequate (5) Marks ·Less than Adequate (3) Marks ·Not Adequate (0) Marks	5	Yes	5
	<b>Library</b>			
1	Books in the library (1:5 Students: Books) (For Professional Course, as decided by the apex bodies) ·√ A) Reference Text Books (3) Marks ·√ B) Periodicals (1) Marks ·√ C) News papers (1) Marks	5	Yes	5
2	Journals ·√ i. International (Two each) (2) Marks ·√ ii. National (Two each) (2) Marks ·√ iii. E Journals (Two each) (1) Marks	5	Yes	5
3	Digital Library Facilities: (E Journals /CD's/ DVD's/ Infnite/ Delnet etc. ) ·√ <input type="checkbox"/> Adequate (5) Marks · <input type="checkbox"/> Sufficient (3) Marks · <input type="checkbox"/> Insufficient (0) Marks	5	Yes	5
4	- ·√ Internet Facility provided to staff & utilization (2) Marks	2	Yes	2



5	- ·√ Internet Facility for student with time table & utilization (2) Marks	2	Yes	2
6	- ·√ Book Bank Facility (2) Marks	2	Yes	2
7	Library is automated ·√ Fully automated (5) Marks ·Partially automated (3) Marks	5	Yes	5
8	Reading Room ·√ A) Student (3) Marks ·√ B) Faculty (1) Marks	4	Yes	4
9	Budget allocated for purchase of books and journals during the year ·A) 2% or more than 2% of total budget excluding salary (3) Marks ·√ B) Up to 2% of total budget excluding salary (1) Marks	3	Yes	1
<b>Faculty</b>				
1	No. of required Teaching Faculty ·A. 100% Appointment- (14) Marks ·√ B. 76% to 99% Appointment- (10) Marks ·C. 51% to 75% Appointment (8) Marks ·D. Below 50% Appointment- (0) Marks	14	Yes	10
2	- ·Faculties deputed / sponsored for the improvement of academic qualification during last year. (3) Marks	3	No	0
<b>Sports</b>				
1	Gymkhana (with All Facilities) ·√ A) Separate Room – (2) Marks ·√ B) Indoor - (2) Marks ·√ C) Outdoor (2) Marks	6	Yes	6
2	Well Equipped Playground ·√ A) Own - (4) Marks ·B) Rented - (2) Marks ·C) On contract basis (1) Marks	4	Yes	4
<b>Curricular and extracurricular activities</b>				
1	- ·√ 1. Separate room for N.S.S. (2) Marks ·2. Separate room for N.C.C (2) Marks	4	Yes	2
2	Facilities for extracurricular & Cultural ·√ Activities (4) Marks ·Adequate (3) Marks ·Sufficient (2) Marks	4	Yes	4

**Laboratory and Laboratory equipments are not applicable to the college/Department, then consider 90 Marks for input and convert it accordingly**

**Grade :-**

81% and Above = A+

71% to 80% = A

61% to 70% = B

51% to 60% = C

50% and Below = D

**Total Marks :- 100.00**

**Mark's of obtained :- 89.00**

**Percentage Of marks :- 89.00%**

**Grade :- A+**



**B:Process (300 Marks)**

Sr.No.	Criteria	Marks Allotted	Observation	Marks Obtained
	<b>Teaching-Learning and Evaluation -</b>			
1	The institution assesses the learning levels of the students, after admission and organizes special programs for advanced learners and slow learners <ul style="list-style-type: none"> <li>·√ <b>Advanced Learners Program : (5) Marks</b></li> <li>·√ <b>Slow Learners Program : (5) Marks</b></li> </ul>	10	Yes	10
2	Student centric methods, such as experiential learning, participative learning and problem solving methodologies etc. are used for enhancing learning experiences (02 Marks for each method –	30	Yes	30
3	Percentage of teachers using ICT for effective teaching with Learning Management Systems (LMS), E-learning resources etc <ul style="list-style-type: none"> <li>·√ <b>96 % to 100% Teachers (20) Marks</b></li> <li>·76 % to 95 % Teachers (15) Marks</li> <li>·51% to 75 % Teachers (10) Marks</li> <li>·26 % to 50 % Teachers (5) Marks</li> <li>·25 % &amp; Less Teachers (2) Marks</li> </ul>	20	Yes	20
4	Ratio of mentor to students for academic and stress related issues (Total Teacher : Total Students) (Mentor : Mentee) <ul style="list-style-type: none"> <li>·√ <b>Mentor: Mentee Ratio (1:50) - (5) Marks</b></li> <li>·Mentor: Mentee Ratio (1:75) - (3) Marks</li> <li>·Mentor: Mentee Ratio (1:100 &amp; Above) - (2) Marks</li> </ul>	5	Yes	5
5	Number of capability enhancement and development schemes <ul style="list-style-type: none"> <li>·A. Guidance for competitive examinations <b>167 Student Benefited</b></li> <li>·B. Career Counseling <b>70 students benefited</b></li> <li>·C. Soft skill development <b>15 Students benefited</b></li> <li>·D. Remedial coaching <b>All departments extra remedial coaching classes</b></li> <li>·E. Language lab <b>16 students benefited</b></li> <li>·F. Bridge courses</li> <li>·G. Yoga and Meditation <b>20 students benefited</b></li> <li>·H. Personal Counseling <b>21 students benefited</b></li> <li>·I. Brain Storming <b>Science departments organized special sessions for Brain storming</b></li> <li>·J. Any other</li> <li>·10 or more of the above (20) Marks</li> <li>·√ <b>Any 6 of the above (16) Marks</b></li> <li>·Any 5 of the above (12) Marks</li> <li>·Any 4 of the above (8) Marks</li> <li>·Any 3 of the above (4) Marks</li> </ul>	20	Yes	16
6	The Institution ensures effective curriculum delivery through a well planned and documented process <ul style="list-style-type: none"> <li>·√ <input type="checkbox"/> <b>Teaching Plan – (2) Marks</b></li> <li>·√ <input type="checkbox"/> <b>Departmental meeting record for distribution of workload, timetable etc.- (1) Marks</b></li> <li>·√ <input type="checkbox"/> <b>Feedback- (2) Marks</b></li> </ul>	5	Yes	5





7	Augmentation of Physical Infrastructure like classrooms, laboratories, library, computer equipments, etc. during the year	5	Yes	5
8	Upgradation on Laboratory equipments during the year	5	Yes	5
9	Expenditure for purchase of books & Journals, CD's DVD's etc. during the year.	3	Yes	3
10	Expenditure for e-journals and online library during the year.	2	Yes	2
11	New Courses introduced of the total number of courses across all Programs offered during the year. ·√ <b>Above 5 (10) Marks</b> ·Between 3 to 5 (5) Marks ·Below 3 (3) Marks	10	Yes	10
12	Number of value-added courses imparting transferable and life skills offered during the year ·100% Departments with at least one Value added Course (20) Marks ·√ <b>76 % to 95 % (15) Marks</b> ·51% to 75 % (10) Marks ·26 % to 50 % (5) Marks ·25 % & below (2) Marks	20	Yes	15
13	Institution has created an eco system for innovations including Incubation centre and other initiatives for creation and transfer of knowledge ·√ <input type="checkbox"/> <b>Established Incubation centre - (3) Marks</b> ·√ <input type="checkbox"/> <b>Institution has created an eco system and Other initiatives for creation and transfer of knowledge - (2) Marks</b>	5	Yes	5
14	Number of functional MoUs with institutions of National, International importance, other Universities, Industries, Corporate Houses etc. during the year (1 Mark for one functional MoU ) (Maximum 10 Marks) ·MoUs with institutions of national, international importance 03 ·MoUs with Other Universities 06 ·MoUs with Industries & Corporate Houses 11	10	Yes	10
15	Number of linkages for faculty exchange, student exchange, internship, field trip, on-the-job training, research, etc during the year (1 Mark for each activity) ·Number of linkages for faculty exchange 00 ·Number of linkages for student exchange 00 ·Number of linkages for internship 02 ·Number of linkages for field trip 02 ·Number of linkages for on-the-job training 02 (12 Students) ·Number of linkages for research etc 04	10	Yes	10
16	Percentage of students undertaking field projects / Internships ·76% to 100% (10) Marks ·√ <b>51% to 75% (5) Marks</b> ·1% to 50% (3) Marks	10	Yes	5
17	Participation of College in different sports events of the university during last year. (Per Sport activity 1 Mark)	10	Yes	1
18	Organization & Participation Technical Quiz / Seminar / Paper presentation / Project competition / Cultural events during last year (Per Event 1 Mark)	10	Yes	10
19	Number of extension and outreach programs conducted in collaboration with industry, community and Non - Government Organizations through NSS/NCC/Red cross/YRC etc., during the year (Number of extension and outreach programs conducted) (1 Mark per activity)	10	Yes	10



	and programs such as Swachh Bharat, Aids Awareness, Gender Issue, etc. during the year ·1% to 25% (4) Marks ·26 % to 50% (10) Marks ·51 to 75% (12) Marks ·√ 76% to 100% (15) Marks			
21	Use of Learning Management System	5	Yes	5
22	Contribution in Lead College Scheme ·√ By college as Participant (5) Marks ·By College as Conducting authority (3) Marks	5	Yes	5
23	Contribution in SUK Journals	5	No	0
24	No. of Faculty Members assisted for university assessment Total Answer book by each faculty member ·√ Assessed more than 50% their students admitted in college (5) Marks ·Assessed less than 50% their students admitted in college (3) Marks ·Assessed exactly admitted students in their college (2) Marks	5	Yes	5
25	Participation in Cultural Programme ·International Level/National Level (3) Marks ·√ State Level & University Level (2) Marks	5	Yes	2
26	Participation of University sponsored schemes at college level	5	Yes	5
	<b>Research -</b>			
1	Financial Assistance provided from college to faculty for research	5	Yes	5
2	Organizing workshops / seminars for inculcating research habits amongst teachers	5	Yes	5
3	Incubation centers in the Institutions	3	Yes	3
4	Leave and other incentives provided to teachers for research	3	Yes	3
5	The teachers benefited under FIP scheme of UGC during last three year.	5	No	0
6	Workshops / seminars organized during last three years for inculcating research habits amongst students	3	Yes	3
7	Research competitions, quiz etc. organized for students during last three years	5	Yes	5
8	Motivation for participation to students in research events like Avishkar etc.	3	Yes	3
9	Financial assistants provided to students for research activities from the institution	5	No	0
10	Participation in SUK sponsor research Scheme	5	Yes	5
11	Prospective Plans achieved by the College	2	Yes	2
	<b>Sports -</b>			
1	Sports Scholarship / Financial assistance provided to students.	3	No	0
2	Extra coaching provided to sportsman for particular Sports.	3	Yes	3
3	Financial assistant for dietary food, travelling etc. to sports students.	3	No	0
4	Organized workshops / Seminars for sports students.	2	Yes	2



**Grade :-**

81% and Above = A+

71% to 80% = A

61% to 70% = B

51% to 60% = C

50% and Below = D

**Total Marks :-** 300.00

**Mark's of obtained :-** 253.00

**Percentage Of marks :-** 84.33%

**Grade :-** A+





### C:Output (100 Marks)

Sr.No.	Criteria	Marks Allotted	Observation	Marks Obtained
1	Average result of final year of last year . ·√ <b>91% to 100% Result (10) Marks</b> ·81% to 90 % Result (8) Marks ·71% to 80% Result (6) Marks ·61% to 70% Result (4) Marks ·60% & Below Result (2) Marks	10	Yes	10
2	No. of students passed in first class and above in final year(last year) ·√ <b>71% to 100 % (5) Marks</b> ·51% to 70 % (3) Marks ·26% to 50 % (2) Marks ·25% to 1 % (1) Marks	5	Yes	5
3	No. of students in University merit list in final year (last year) (1 Mark for each student in Merit List) (Maximum 5 Marks)	5	Yes	1
4	Percentage of student progression to higher education (previous graduating batch) A. UG to PG/ B. PG to M. Phil./Ph. D: C. PhD to Post doctoral: ·61% to 100% (5) Marks ·41% to 60% (4) Marks ·21% to 40% (3) Marks ·√ <b>20% &amp; Less (2) Marks</b>	5	Yes	2
5	Percentage of students qualifying in state/ national/ international level examinations during the year (e.g.: NET/SLET/GATE/ GMAT/ CAT/ GRE/TOEFL/Civil Services/State government examinations) ·No of appeared students 15 ·No of Qualified students 3 ·√ <b>Above 2% (of appeared students) (5) Marks</b> ·Less than 2% (of appeared students)- (2) Marks	5	Yes	5
6	Percentage of placement of outgoing students during the last year Name of the employer with contact details Number of students placed Name of the employer with contact details Number of students placed  ·31 % To 100% (5) Marks ·21 to 30% (3) Marks ·11 to 20 % (2) Marks ·√ <b>1 to 10% (1) Marks</b>	5	Yes	1
7	Number of research papers published in the Journals notified on UGC website during the years (ISSN Only- <b>(Total Papers ÷ Total Teachers) ×100</b>  ·No of Paper published 14 ·Per teacher Three Papers-76 % to 100 % (10) Marks ·√ <b>Per teacher Two Papers - 51% to 75 % (8) Marks</b> ·Per teacher One Paper - 26 % to 50 % (5) Marks ·Per teacher Below One Paper – 1% to 25% (2) Marks	10	Yes	8



8	Books and chapters in edited volumes / books published, and papers in national / international conference-proceedings per teacher during the year (ISBN / ISSN Only) ·Number of papers Published in Proceeding during Year:- ( 1 Mark per Paper, Maximum 5 Marks) <b>11</b> ·Number of Books Published during Year :- ( 1 Mark Per Book, Maximum 5 Marks) <b>03</b> ·Chapters in books Published during Year :- ( 0.5 Mark Per Chapter, Maximum 5 Marks) <b>01</b>	15	Yes	9
9	No. of faculty members presented papers in symposium / workshop / conference / seminar in last year.(1 Mark per Paper, Maximum 5 Marks)	5	Yes	5
10	No. of Faculties contributed as resource persons at QIP/symposium /workshop / conference / seminar in last year. (1 Mark per Resource Person, Maximum 5 Marks)	5	Yes	5
11	No. of Students Completed M. Phil/Ph. D under the guidance of faculty Members in College. (1 Mark per Student, Maximum 5 Marks)	5	No	0
12	No. of Major/Minor Research Projects undertaken by faculty. (1 Mark per Project, Maximum 5 Marks)	5	No	0
13	Number of awards and recognition received by faculty from Government /recognized bodies during the year (1 Mark per Award/Recognitions) Total Number of Awards & Recognitions :	5	Yes	1
14	Number of awards/medals for outstanding performance in sports/cultural activities at university/state/national/international level etc. (award for a team event should be counted as one) during the year ·International (Sports/ Cultural) (3) Marks ·√ <b>National (Sports/ Cultural) (2) Marks</b>	5	Yes	2
15	Sports Scholarship received by the college during last year.	5	No	0
16	Percentage of students benefitted by Vocational Education and Training (VET)/Skill education/professional education during the year ·51 to 100% (5) Marks ·√ <b>26 to 50% (3) Marks</b> ·1% to 25 % (2) Marks	5	Yes	3

Grade :-

81% and Above = A+

71% to 80% = A

61% to 70% = B

51% to 60% = C


50% and Below = D

Total Marks :- 100.00

Mark's of obtained :- 57.00

Percentage Of marks :- 57.00%

Grade :- C

(  )  
Member  
Dr.Mrs.T.D.Patil-Dange

( )  
Chairman  
Dr.V.M.Patil



## Academic Audit Committee Report

Dr. Patangrao Kadam Arts, Science College, Sangalwadi SANGLI ,SANGLI

### Infrastructure Information

Sr.N	Criteria	Marks Allotted	Observation	Marks Obtained	Committee Marks
	<b>Class rooms</b>				
1	Adequate well furnished class rooms as per University/Apex body norms ·Required No 19 ·Available No 19 ·√ Adequate (10) Marks ·Less than Adequate (5) Marks ·Not Adequate (0) Marks	10	Yes	10	10
2	Virtual Classroomwith utilization ·√ If Yes (2) Marks ·No (0) Marks	2	Yes	2	2
3	Number of classrooms with ICT Facilities ·√ Above 50% facilities (5) Marks ·More than 25% facilities (3) Marks ·More than 10 % (2) Marks	5	Yes	5	2
	<b>Laboratories</b>				
1	No. and Size of Laboratories as per University Norms/Apex body ·Required No 17 ·Available No 17 ·√ Adequate (5) Marks ·Less than Adequate (3) Marks ·Not Adequate (0) Marks	5	Yes	5	5
2	Laboratory equipmentsavailable as per University /Apex body norms ·√ Adequate (5) Marks ·Less than Adequate (3) Marks ·Not Adequate (0) Marks	5	Yes	5	5
3	Computers availableas per University/Apex body Norms ·√ Adequate (5) Marks ·Less than Adequate (3) Marks ·Not Adequate (0) Marks	5	Yes	5	5
	<b>Library</b>				
1	Books in the library (1:5 Students: Books) (For Professional Course, as decided by the apex bodies) ·√ A) Reference Text Books (3) Marks ·√ B) Periodicals (1) Marks ·√ C) News papers (1) Marks	5	Yes	5	5
2	Journals ·√ i. International (Two each) (2) Marks ·√ ii. National (Two each) (2) Marks ·√ iii. E journals (Two each) (1) Marks	5	Yes	5	5





3	Digital Library Facilities: (E Journals /CD's/ DVD's/ Infnite/ Delnet etc. ) ·√ <input type="checkbox"/> Adequate (5) Marks · <input type="checkbox"/> Sufficient (3) Marks · <input type="checkbox"/> Insufficient (0) Marks	5	Yes	5	5
4	- ·√ Internet Facility provided to staff & utilization (2) Marks	2	Yes	2	2
5	- ·√ Internet Facility for student with time table & utilization (2) Marks	2	Yes	2	2
6	- ·√ Book Bank Facility (2) Marks	2	Yes	2	2
7	Library is automated ·√ Fully automated (5) Marks ·Partially automated (3) Marks	5	Yes	5	5
8	Reading Room ·√ A) Student (3) Marks ·√ B) Faculty (1) Marks	4	Yes	4	4
9	Budget allocated for purchase of books and journals during the year ·A) 2% or more than 2% of total budget excluding salary (3) Marks ·√ B) Up to 2% of total budget excluding salary (1) Marks	3	Yes	1	1
<b>Faculty</b>					
1	No. of required Teaching Faculty ·A. 100% Appointment- (14) Marks ·√ B. 76% to 99% Appointment- (10) Marks ·C. 51% to 75% Appointment (8) Marks ·D. Below 50% Appointment- (0) Marks	14	Yes	10	10
2	- ·Faculties deputed / sponsored for the improvement of academic qualification during last year. (3) Marks	3	No	0	0
<b>Sports</b>					
1	Gymkhana (with All Facilities) ·√ A) Separate Room – (2) Marks ·√ B) Indoor - (2) Marks ·√ C) Outdoor (2) Marks	6	Yes	6	6
2	Well Equipped Playground ·√ A) Own - (4) Marks ·B) Rented - (2) Marks ·C) On contract basis (1) Marks	4	Yes	4	4
<b>Curricular and extracurricular activities</b>					
1	- ·√ 1. Separate room for N.S.S. (2) Marks ·2. Separate room for N.C.C (2) Marks	4	Yes	2	2
2	Facilities for extracurricular & Cultural ·√ Activities (4) Marks ·Adequate (3) Marks ·Sufficient (2) Marks	4	Yes	4	4



*Laboratory and Laboratory equipments are not applicable to the college/Department, then consider 90 Marks for input and convert it accordingly*

**Grade :-**

81% and Above = A+

71% to 80% = A

61% to 70% = B

51% to 60% = C

50% and Below = D

	<b>College Marks</b>	<b>Committee Mark</b>
<b>Total Marks :-</b>	100.00	
<b>Mark's of obtained :-</b>	89.00	86.00
<b>Percentage Of marks :-</b>	89.00%	86.00%
<b>Grade :-</b>	A+	A+



## B:Process (300 Marks)

Sr.N	Criteria	Marks Allotted	Observation	Marks Obtained	Committee Marks
	<b>Teaching-Learning and Evaluation -</b>				
1	The institution assesses the learning levels of the students, after admission and organizes special programs for advanced learners and slow learners <ul style="list-style-type: none"> <li>·√ <b>Advanced Learners Program : (5) Marks</b></li> <li>·√ <b>Slow Learners Program : (5) Marks</b></li> </ul>	10	Yes	10	10
2	Student centric methods, such as experiential learning, participative learning and problem solving methodologies etc. are used for enhancing learning experiences (02 Marks for each method –	30	Yes	30	30
3	Percentage of teachers using ICT for effective teaching with Learning Management Systems (LMS), E-learning resources etc <ul style="list-style-type: none"> <li>·√ <b>96 % to 100% Teachers (20) Marks</b></li> <li>·76 % to 95 % Teachers (15) Marks</li> <li>·51% to 75 % Teachers (10) Marks</li> <li>·26 % to 50 % Teachers (5) Marks</li> <li>·25 % &amp; Less Teachers (2) Marks</li> </ul>	20	Yes	20	20
4	Ratio of mentor to students for academic and stress related issues (Total Teacher : Total Students) (Mentor : Mentee) <ul style="list-style-type: none"> <li>·√ <b>Mentor: Mentee Ratio (1:50) - (5) Marks</b></li> <li>·Mentor: Mentee Ratio (1:75) - (3) Marks</li> <li>·Mentor: Mentee Ratio (1:100 &amp; Above) - (2) Marks</li> </ul>	5	Yes	5	5
5	Number of capability enhancement and development schemes  <ul style="list-style-type: none"> <li>·A. Guidance for competitive examinations <b>167 Student Benefited</b></li> <li>·B. Career Counseling <b>70 students benefited</b></li> <li>·C. Soft skill development <b>15 Students benefited</b></li> <li>·D. Remedial coaching <b>All departments extra remedial coaching classes</b></li> <li>·E. Language lab <b>16 students benefited</b></li> <li>·F. Bridge courses</li> <li>·G. Yoga and Meditation <b>20 students benefited</b></li> <li>·H. Personal Counseling <b>21 students benefited</b></li> <li>·I. Brain Storming <b>Science departments organized special sessions for Brain storming</b></li> <li>·J. Any other</li> <li>·10 or more of the above (20) Marks</li> <li>·√ <b>Any 6 of the above (16) Marks</b></li> <li>·Any 5 of the above (12) Marks</li> <li>·Any 4 of the above (8) Marks</li> <li>·Any 3 of the above (4) Marks</li> </ul>	20	Yes	16	16
6	The Institution ensures effective curriculum delivery through a well planned and documented process <ul style="list-style-type: none"> <li>·√ <input type="checkbox"/> <b>Teaching Plan – (2) Marks</b></li> <li>·√ <input type="checkbox"/> <b>Departmental meeting record for distribution of workload, timetable etc.- (1) Marks</b></li> <li>·√ <input type="checkbox"/> <b>Feedback- (2) Marks</b></li> </ul>	5	Yes	5	5





7	Augmentation of Physical Infrastructure like classrooms, laboratories, library, computer equipments, etc. during the year	5	Yes	5	5
8	Upgradation on Laboratory equipments during the year	5	Yes	5	5
9	Expenditure for purchase of books & Journals, CD's DVD's etc. during the year.	3	Yes	3	3
10	Expenditure for e-journals and online library during the year.	2	Yes	2	2
11	New Courses introduced of the total number of courses across all Programs offered during the year. ·√ Above 5 (10) Marks ·Between 3 to 5 (5) Marks ·Below 3 (3) Marks	10	Yes	10	10
12	Number of value-added courses imparting transferable and life skills offered during the year ·100% Departments with at least one Value added Course (20) Marks ·√ 76 % to 95 % (15) Marks ·51% to 75 % (10) Marks ·26 % to 50 % (5) Marks ·25 % & below (2) Marks	20	Yes	15	15
13	Institution has created an eco system for innovations including Incubation centre and other initiatives for creation and transfer of knowledge ·√ <input type="checkbox"/> Established Incubation centre - (3) Marks ·√ <input type="checkbox"/> Institution has created an eco system and Other initiatives for creation and transfer of knowledge - (2) Marks	5	Yes	5	5
14	Number of functional MoUs with institutions of National, International importance, other Universities, Industries, Corporate Houses etc. during the year (1 Mark for one functional MoU ) (Maximum 10 Marks) ·MoUs with institutions of national, international importance 03 ·MoUs with Other Universities 06 ·MoUs with Industries & Corporate Houses 11	10	Yes	10	10
15	Number of linkages for faculty exchange, student exchange, internship, field trip, on-the-job training, research, etc during the year (1 Mark for each activity) ·Number of linkages for faculty exchange 00 ·Number of linkages for student exchange 00 ·Number of linkages for internship 02 ·Number of linkages for field trip 02 ·Number of linkages for on-the-job training 02 (12 Students) ·Number of linkages for research etc 04	10	Yes	10	8
16	Percentage of students undertaking field projects / internships ·76% to 100% (10) Marks ·√ 51% to 75% (5) Marks ·1% to 50% (3) Marks	10	Yes	5	5
17	Participation of College in different sports events of the university during last year. (Per Sport activity 1 Mark)	10	Yes	1	0
18	Organization & Participation Technical Quiz / Seminar / Paper presentation / Project competition / Cultural events during last year (Per Event 1 Mark)	10	Yes	10	10



19	Number of extension and outreach programs conducted in collaboration with industry, community and Non - Government Organizations through NSS/NCC/Red cross/YRC etc., during the year (Number of extension and outreach programs conducted) (1 Mark per activity)	10	Yes	10	10
20	Percentage of students participating in extension activities with Government Organizations, Non-Government Organizations and programs such as Swachh Bharat, Aids Awareness, Gender Issue, etc. during the year ·1% to 25% (4) Marks ·26 % to 50% (10) Marks ·51 to 75% (12) Marks ·√ 76% to 100% (15) Marks	15	Yes	15	12
21	Use of Learning Management System	5	Yes	5	5
22	Contribution in Lead College Scheme ·√ By college as Participant (5) Marks ·By College as Conducting authority (3) Marks	5	Yes	5	5
23	Contribution in SUK Journals	5	No	0	0
24	No. of Faculty Members assisted for university assessment Total Answer book by each faculty member ·√ Assessed more than 50% their students admitted in college (5) Marks ·Assessed less than 50% their students admitted in college (3) Marks ·Assessed exactly admitted students in their college (2) Marks	5	Yes	5	5
25	Participation in Cultural Programme ·International Level/National Level (3) Marks ·√ State Level & University Level (2) Marks	5	Yes	2	2
26	Participation of University sponsored schemes at college level	5	Yes	5	5
	<b>Research -</b>				
1	Financial Assistance provided from college to faculty for research	5	Yes	5	2
2	Organizing workshops / seminars for inculcating research habits amongst teachers	5	Yes	5	5
3	Incubation centers in the Institutions	3	Yes	3	3
4	Leave and other incentives provided to teachers for research	3	Yes	3	3
5	The teachers benefited under FIP scheme of UGC during last three year.	5	No	0	0
6	Workshops / seminars organized during last three years for inculcating research habits amongst students	3	Yes	3	3
7	Research competitions, quiz etc. organized for students during last three years	5	Yes	5	5
8	Motivation for participation to students in research events like Avishkar etc.	3	Yes	3	3
9	Financial assistants provided to students for research activities from the Institution	5	No	0	0
10	Participation in SUK sponsor research Scheme	5	Yes	5	0
11	Prospective Plans achieved by the College	2	Yes	2	2



Sports -					
1	Sports Scholarship / Financial assistance provided to students.	3	No	0	0
2	Extra coaching provided to sportsman for particular Sports.	3	Yes	3	3
3	Financial assistant for dietary food, travelling etc. to sports students.	3	No	0	0
4	Organized workshops / Seminars for sports students.	2	Yes	2	2

**Grade :-**

81% and Above = A+

71% to 80% = A

61% to 70% = B

51% to 60% = C

50% and Below = D

	College Marks	Committee Mark
Total Marks :-	300.00	
Mark's of obtained :-	253.00	239.00
Percentage Of marks :-	84.33%	79.67%
Grade :-	A+	A





### C:Output (100 Marks)

Sr.N	Criteria	Marks Allotted	Observation	Marks Obtained	Committee Marks
1	Average result of final year of last year. <ul style="list-style-type: none"> <li>·√ 91% to 100% Result (10) Marks</li> <li>·81% to 90 % Result (8) Marks</li> <li>·71% to 80% Result (6) Marks</li> <li>·61% to 70% Result (4) Marks</li> <li>·60% &amp; Below Result (2) Marks</li> </ul>	10	Yes	10	10
2	No. of students passed in first class and above in final year(last year) <ul style="list-style-type: none"> <li>·√ 71% to 100 % (5) Marks</li> <li>·51% to 70 % (3) Marks</li> <li>·26% to 50 % (2) Marks</li> <li>·25% to 1 % (1) Marks</li> </ul>	5	Yes	5	5
3	No. of students in University merit list in final year (last year) (1 Mark for each student in Merit List) (Maximum 5 Marks)	5	Yes	1	1
4	Percentage of student progression to higher education (previous graduating batch) A. UG to PG/ B. PG to M. Phil./Ph. D: C. PhD to Post doctoral: <ul style="list-style-type: none"> <li>·61% to 100% (5) Marks</li> <li>·41% to 60% (4) Marks</li> <li>·21% to 40% (3) Marks</li> <li>·√ 20% &amp; Less (2) Marks</li> </ul>	5	Yes	2	2
5	Percentage of students qualifying in state/ national/ international level examinations during the year (e.g.: NET/SLET/GATE/ GMAT/ CAT/ GRE/TOEFL/Civil Services/State government examinations) <ul style="list-style-type: none"> <li>·No of appeared students 15</li> <li>·No of Qualified students 3</li> <li>·√ Above 2% (of appeared students) (5) Marks</li> <li>·Less than 2% (of appeared students)- (2) Marks</li> </ul>	5	Yes	5	5
6	Percentage of placement of outgoing students during the last year Name of the employer with contact details Number of students placed Name of the employer with contact details Number of students placed <ul style="list-style-type: none"> <li>·31 % To 100% (5) Marks</li> <li>·21 to 30% (3) Marks</li> <li>·11 to 20 % (2) Marks</li> <li>·√ 1 to 10% (1) Marks</li> </ul>	5	Yes	1	1
7	Number of research papers published in the Journals notified on UGC website during the years (ISSN Only- <b>(Total Papers + Total Teachers) ×100</b> <ul style="list-style-type: none"> <li>·No of Paper published 14</li> <li>·Per teacher Three Papers-76 % to 100 % (10) Marks</li> <li>·√ Per teacher Two Papers - 51% to 75 % (8) Marks</li> <li>·Per teacher One Paper - 26 % to 50 % (5) Marks</li> <li>·Per teacher Below One Paper – 1% to 25% (2) Marks</li> </ul>	10	Yes	8	5



8	Books and chapters in edited volumes / books published, and papers in national / international conference-proceedings per teacher during the year (ISBN / ISSN Only) -Number of papers Published in Proceeding during Year:-( 1 Mark per Paper, Maximum 5 Marks) 11 -Number of Books Published during Year :- (1 Mark Per Book, Maximum 5 Marks) 03 -Chapters in books Published during Year :- ( 0.5 Mark Per Chapter, Maximum 5 Marks) 01	15	Yes	9	9
9	No. of faculty members presented papers in symposium / workshop / conference / seminar in last year.(1 Mark per Paper, Maximum 5 Marks)	5	Yes	5	5
10	No. of Faculties contributed as resource persons at QIP/symposium /workshop / conference / seminar in last year. (1 Mark per Resource Person, Maximum 5 Marks)	5	Yes	5	5
11	No. of Students Completed M. Phil/Ph. D under the guidance of faculty Members in College. (1 Mark per Student, Maximum 5 Marks)	5	No	0	0
12	No. of Major/Minor Research Projects undertaken by faculty. (1 Mark per Project, Maximum 5 Marks)	5	No	0	0
13	Number of awards and recognition received by faculty from Government /recognized bodies during the year (1 Mark per Award/Recognitions) Total Number of Awards & Recognitions :	5	Yes	1	1
14	Number of awards/medals for outstanding performance in sports/cultural activities at university/state/national/international level etc. (award for a team event should be counted as one) during the year -International (Sports/ Cultural) (3) Marks -√ National (Sports/ Cultural) (2) Marks	5	Yes	2	2
15	Sports Scholarship received by the college during last year.	5	No	0	0
16	Percentage of students benefitted by Vocational Education and Training (VET)/Skill education/professional education during the year -51 to 100% (5) Marks -√ 26 to 50% (3) Marks -1% to 25 % (2) Marks	5	Yes	3	3

**Grade :-**

81% and Above = A+

71% to 80% = A

61% to 70% = B

51% to 60% = C

50% and Below = D

*[Signature]*  
Principal,

Dr. Patangrao Kadam Mahavidyalaya  
Sangli.

Total Marks :- 100.00  
Mark's of obtained :- 57.00  
Percentage Of marks :- 57.00%  
Grade :- C

College Marks

Committee Mark

100.00

57.00

57.00%

C

54.00

54.00%

C

*[Signature]*

(Dr. T. D. Patil Dange)

Member

Dr. V. M. Patil -

*[Signature]*

( Dr. V. M. Patil )  
Chairman



To,  
Dr. Smt. T. D. Patil  
Arts and Commerce College,  
Kasegaon, Tal. Walwa,  
Dist. Sangli.

**Sub. : Appreciation for your remarkable contribution...**

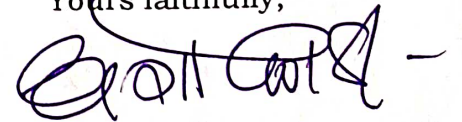
Sir,

On behalf of our College, I'd like to express my deepest appreciation for the excellent job done by the Committee appointed by Shivaji University, Kolhapur for Academic Audit of our College. I sincerely appreciate your visit to this College on Wednesday, 20<sup>th</sup> April 2022 as a member of the Committee and the time spent for examining the College documents for Academic Audit purpose. I would really appreciate your suggestions and outstanding contribution in the academic audit of our College.

Again, I thank you for your contributions, time and efforts through serving on this College Academic Audit Committee.

Thank you.

Yours faithfully,




(Dr. D. G. Kanase)

**Principal**

**Bharati Vidyapeeth's**

Dr. Patangrao Kadam Mahavidyalaya, Sangli.





To,  
Hon. Dr. V. A. Patil  
Principal,  
The New College,  
Kolhapur.

**Sub. : Appreciation for your remarkable contribution...**

Sir,

On behalf of our College, I'd like to express my deepest appreciation for the excellent job done by the Committee appointed by Shivaji University, Kolhapur for Academic Audit of our College under your Chairmanship. I sincerely appreciate your visit to this College on Wednesday, 20<sup>th</sup> April 2022 and the time spent for examining the College documents for Academic Audit purpose. I would really appreciate your suggestions and outstanding contribution in the academic audit of our College.

Again, I thank you for your contributions, time and efforts through serving on this College Academic Audit Committee.

Thank you.



Yours faithfully,

(Dr. D. G. Kanase)

Principal

Bharati Vidyapeeth's

Dr. Patangrao Kadam Mahavidyalaya, Sangli.



# SHIVAJI UNIVERSITY, KOLHAPUR

## Payment Gateway Receipt

Receipt No. : 339  
Receipt Date : 16-04-2022  
Received From : Dr. Patangrao Kadam Arts, Science College, Sangalwadi SANGLI  
Mode of Instrument : UPI  
UTR. No. : AXI6865054cd33043bfb94aa7a2027f761a

Sr. No.	Particulars	Budget	Amount (Rs.)
1	Affiliation fee	A.2R.1	500
Total (Rs.) :			500

RUPEES FIVE HUNDRED ONLY

Receipt For : Academic Audit fee

Computer generated receipt , Signature not required.

