

Bharati Vidyapeeth's
Dr. Patangrao Kadam Mahavidyalaya, Sangli
 Department of Physics
Result Analysis of B.Sc. III
Academic Year : 2023-24

Sr.	Name	IX			X			XI			XII			Eng.		TOTAL	
		TH	INT	TOTAL	TH	INT	TOTAL	TH	INT	TOTAL	TH	INT	TOTAL	TH	INT		Total
1	Salgar Rushikesh Dadaso	20	8	28	27	8	35	14	8	22	18	8	26	28	8	36	147
2	Ghugwad Manisha Nagrath	36	10	46	38	10	48	29	10	39	29	10	39	23	9	32	204
3	Seshinge Sanika Laxman	40	10	50	35	10	45	29	10	39	33	10	43	25	10	35	212
4	Masal Anisha Maaruti	38	10	48	38	10	48	26	10	36	31	10	41	21	8	29	202
5	Malekar Sourabh Vilas	15	7	22	17	7	24	14	7	21	15	7	22	17	8	25	114
6	Kadam Sourabh Sanjay	15	8	23	11	8	19	14	8	22	18	8	26	15	8	23	113
7	More Mayuri Babanrao	34	9	43	26	9	35	28	9	37	26	9	35	26	9	35	185
	No. of Students Passed	7	7	7	6	7	7	7	7	30	7	7	7	7	7	7	7
	No. of students getting >50%	5	7	5	5	7	5	4	7	4	4	7	6	5	7	6	5
	No. of students getting >55%	4	7	5	5	7	5	4	7	4	4	7	4	4	7	5	5
	No. of students getting >60%	4	7	4	5	7	5	4	7	4	4	7	4	3	7	4	4
	No. of students getting >70%	4	7	4	3	7	5	3	7	4	3	7	4	1	7	3	4



Sr.	Name	XIII			XIV			XV			XVI			Eng.		Practical	Total	GT	Topper				
		17	8	25	17	8	25	26	8	34	18	8	26	22	9					31	172	313	460
1	Salgar Rushikesh Dadaso	23	10	33	26	10	36	28	10	36	28	10	38	27	10	37	23	10	33	195	372	576	II
2	Ghugwad Manisha Naganth	18	10	28	23	10	33	36	10	36	46	22	10	22	10	32	22	10	32	197	368	580	I
3	Seshinge Sanika Laxman	26	10	36	23	10	33	26	10	36	27	10	36	27	10	37	20	10	30	195	367	569	III
4	Masal Anisha Maaruti	14	8	22	14	8	22	26	8	34	15	8	34	15	9	23	15	9	24	171	296	410	
5	Malekar Sourabh Vilas	14	8	22	10	8	18	25	8	33	15	8	33	15	9	23	14	9	23	171	290	403	
6	Kadam Sourabh Sanjay	17	8	25	17	8	25	26	8	34	18	8	34	18	8	26	22	9	31	172	313	460	
7	More Mayuri Babanrao	17	8	25	14	9	33	33	8	41	26	9	41	26	9	35	24	9	33	179	346	531	
	No. of Students Passed	7	7	7	6	7	7	7	7	7	7	7	7	7	7	7	7	7	7	7	7	7	7
	No. of students getting >50%	2	7	5	3	7	5	7	7	7	4	7	7	4	7	5	5	7	5	7	7	7	7
	No. of students getting >55%	2	7	3	3	7	4	7	7	7	4	7	7	4	7	4	4	7	5	7	7	7	7
	No. of students getting >60%	1	7	2	1	7	4	7	7	7	3	7	7	3	7	4	1	7	5	7	7	7	5
	No. of students getting >70%	0	7	1	0	7	1	3	7	4	0	7	4	0	7	3	0	7	0	7	7	4	4


(Dr. Dada P. Nade)
HEAD,

Department of Physics
Or. Patangrao Kadam Mahavidyalaya
SANGLI 416 416




(Prof. Dr. S. V. Pore)
PRINCIPAL,

Or. Patangrao Kadam Mahavidyalaya,
SANGLI-416 416. (Sandhiwadi.)


Bharati Vidyapeeth's
Dr. Patangrao Kadam Mahavidyalaya, Sangli

Department of Zoology

Result Analysis of B.Sc. III

Academic Year : 2023-24

Sr. No.	Name	IX			X			XI			XII			Eng.		TOTAL	
		TH	INT	TOTAL	TH	INT	TOTAL	TH	INT	TOTAL	TH	INT	TOTAL	TH	INT		Total
1	Gadade Vishwajeet Sunil	14	9	23	25	10	35	24	10	34	16	10	26	25	7	32	150
2	Honmore Bhalchandra Shashikant	14	10	24	17	10	27	25	10	35	15	9	24	20	7	27	137
3	Kamble Pradnya Sanjay	27	10	37	23	10	33	36	10	46	23	10	33	26	10	36	185
4	Waydande Avishkar Shashikant	22	10	32	21	10	31	30	10	40	14	9	23	27	7	34	160
5	Mahajan Bhagyashri Jagannath	28	10	38	33	10	43	30	10	40	28	10	38	30	8	38	197
6	Pawar Aboli Shivaji	14	10	24	16	9	25	21	10	31	15	10	25	23	8	31	136
7	Khan Fatima Kalu	26	10	36	27	10	37	35	10	45	29	10	39	30	8	38	195
8	Patel Fiza Nasir	23	10	33	16	10	26	30	10	40	26	10	36	32	8	40	175
9	Tavare Vaishnavi Saktharam	14	10	24	15	10	25	15	10	25	16	10	26	18	8	26	126
10	Desai Basaveshwar Madhukar	2	10	12	4	10	14	15	10	25	16	9	25	0	8	8	84
11	Jadhav Santosh Pundalik	15	10	25	17	10	27	15	9	24	15	10	25	28	7	35	136
12	Mali Prajakta Sanjay	22	9	31	22	10	32	31	10	41	19	10	29	0	0	0	133
13	Patil Sanket Suresh	0	0	0	0	0	0	0	0	0	0	0	0	0	0	0	0
14	Patil Aditya Mahavir	0	0	0	0	0	0	0	0	0	0	0	0	0	0	0	0
15	Mane Anirudha Ganesh	0	0	0	0	0	0	0	0	0	0	0	0	0	0	0	0
16	More Swapnil Nivruti	0	0	0	0	0	0	0	0	0	0	0	0	0	0	0	0
	No. of Students Passed	11	12	11	11	12	11	12	12	12	12	12	12	10	11	10	11
	No. of students getting >50%	6	12	7	6	12	11	9	12	11	4	12	10	9	11	10	11
	No. of students getting >55%	6	12	6	5	12	6	8	12	4	4	12	5	8	11	8	7
	No. of students getting >60%	3	12	6	3	12	6	8	12	4	4	12	4	7	11	8	6
	No. of students getting >70%	1	12	3	1	12	3	6	12	3	6	12	3	4	11	5	4



SEM. VI

Sl. No.	Name	XIII	XIV	XV	XVI	Eng.	Practical	Total	GT	Topper										
1	Gadade Vishwajeet Sunil	22	9	31	27	10	37	35	187	402	552									
2	Honnore Bhalkhandra Shashikant	8	9	17	21	9	30	21	9	51	16	10	26	18	9	27	187	338	475	
3	Kamble Pradnya Sanjay	23	10	33	31	10	41	31	10	72	38	10	48	27	10	37	195	426	611	III
4	Wardande Avishkar Shashikant	19	10	29	31	9	40	34	9	74	14	10	24	27	9	36	188	391	551	
5	Mahajan Bhagyashri Jaganath	24	10	34	31	10	41	38	10	79	30	10	40	25	10	35	191	420	617	II
6	Pawar Aboli Shivaji	21	9	30	23	10	33	28	9	61	17	10	27	20	10	30	188	369	505	
7	Khan Fatima Kalbu	34	10	44	36	10	46	38	10	84	37	10	47	30	9	39	197	457	652	I
8	Patel Fiza Nasir	25	10	35	34	10	44	35	10	79	27	10	37	22	9	31	197	423	598	
9	Tavare Vaishnavi Saktharam	8	10	18	23	10	33	17	10	50	19	10	29	15	10	25	189	344	470	
10	Desai Basaveshwar Madhukar	12	8	20	10	9	19	9	8	28	9	9	18	5	7	12	180	277	361	
11	Jadhav Santosh Pundalik	0	10	10	0	9	9	0	10	9	0	10	10	0	10	10	182	230	366	
12	Mali Pranjita Sanjay	21	10	31	21	9	30	29	10	59	18	10	28	0	0	0	192	340	473	
13	Patil Sanket Suresh	0	0	0	0	0	0	0	0	0	0	0	0	0	0	0	0	0	0	0
14	Patil Aditya Mahavir	0	0	0	0	0	0	0	0	0	0	0	0	0	0	0	0	0	0	0
15	Mane Anirudha Ganesh	0	0	0	0	0	0	0	0	0	0	0	0	0	0	0	0	0	0	0
16	More Swapnil Nivruti	0	0	0	0	0	0	0	0	0	0	0	0	0	0	0	0	0	0	0
No. of Students Passed		8	12	10	10	12	11	10	12	11	10	12	11	9	11	9	12	12	12	12
No. of students getting > 50%		7	12	8	10	12	10	9	12	11	5	12	9	7	11	9	12	12	12	12
No. of students getting > 55%		5	12	8	8	12	10	8	12	11	5	12	7	6	11	7	12	11	10	10
No. of students getting > 60%		3	12	7	6	12	10	8	12	10	5	12	5	5	11	7	12	11	10	10
No. of students getting > 70%		1	12	2	5	12	6	8	12	10	4	12	5	1	11	5	12	10	7	7


Yashwantrao

(Dr. V. S. Kumbhar)

Sonali

(Prof. Dr. S. V. Pore)

Department of Zoology
Dr. Patangrao Kadam Mahavidyalaya



I/C. PRINCIPAL,
Dr. Patangrao Kadam Mahavidyalaya.

Bharati Vidyapeeth's
Dr. Patangrao Kadam Mahavidyalaya, Sangli

Department of Botany
B.Sc. III Sem. V Result Analysis
Academic Year: - 2023 - 24

Sr. No.	Paper No.	SEM. V											TOTAL				
		IX			X			XI		XII				Eng.			
Name	TH	INT	TOTAL	TH	INT	TOTAL	TH	INT	TOTAL	TH	INT	TOTAL	TH	INT	Total		
1	Ambi Omkar Rajendra	7	10	17	14	10	24	14	10	24	7	10	17	17	8	25	107
2	Chavan Pruthviraj Santosh	8	10	18	16	10	26	14	10	24	14	10	24	20	8	28	120
3	Chougule Aditya Satish	33	10	43	31	10	41	25	10	35	29	10	39	26	8	34	192
4	Gouraje Raupali Raygonda	16	10	26	20	10	30	19	10	29	22	10	32	Ex.	Ex.	Ex.	117
5	Kamble Harshada Vishnu	36	10	46	27	10	37	27	10	37	35	10	45	31	9	40	205
6	Kasture Vaishnavi Annappa	12	10	22	19	10	29	17	10	27	D	10	10	24	10	34	122
7	Masale Dilip Parshuram	9	10	19	19	10	29	16	10	26	22	10	32	22	8	30	136
8	Patil Chandrakant Prakash	6	10	16	15	10	25	17	10	27	6	10	16	14	8	22	106
9	Pawar Prathamesh Pradeep	15	10	25	16	10	26	18	10	28	7	10	17	20	8	28	124
10	Shinge Kishor Vijay	11	10	21	17	10	27	17	10	27	3	10	13	20	7	27	115

Title of Program	Total Student Appeared	Distinction	Class			Pass	Fail	Absent	Total Result
			I	II	III				
B.Sc. III Botany	10	01	02	-	-	-	07	00	30 %

M. W.

(Dr. V. B. Awale)
HEAD

Department of Botany
Dr. Patangrao Kadam Mahavidyalaya,
SANGLI-416 416.



[Signature]

(Dr. D. G. Kanase)
PRINCIPAL,

Dr. Patangrao Kadam Mahavidyalaya,
Sangli - 416416 (Sangliwadi)

Bharati Vidyapeeth,
Dr. Patangrao Kadam Mahavidyalaya, Sangli

Department of Botany
B.Sc. III Sem. VI Result Analysis
Academic Year: - 2023 - 24

SEM.VI

Sr. No.	Paper No.	XIII			XIV			XV			XVI			ENG			Practical	TOTAL	GT
		TH	INT	TOTAL	TH	INT	TOTAL	TH	INT	TOTAL	TH	INT	TOTAL	TH	INT	TOTAL			
1	Ambi Omkar Rajendra	14	10	24	22	10	32	14	10	24	22	10	32	18	9	27	160	299	434
2	Chavan Pruthviraj Santosh	18	10	28	29	10	39	19	10	29	29	10	39	17	10	27	166	328	466
3	Chougule Aditya Satish	27	10	37	39	10	49	27	10	37	37	10	47	27	10	37	196	403	595
4	Gouraje Raupali Raygonda	32	10	42	40	10	50	24	10	34	24	10	34	18	10	28	196	384	501
5	Kamble Harshada Vishnu	29	10	39	39	10	49	32	10	42	37	10	47	29	10	39	198	414	619
6	Masale Dilip Parshuram	14	10	24	33	10	43	21	10	31	34	10	44	26	9	35	174	351	503
7	Patil Chandrakant Prakash	14	10	24	18	10	28	16	10	26	23	10	33	17	9	26	153	290	536
8	Pawar Prathamesh Pradeep	14	10	24	27	10	37	17	10	27	23	10	33	20	10	30	176	327	467
9	Shinge Kishor Vijay	14	10	24	23	10	33	15	10	25	20	10	30	18	10	28	165	305	453

Title of Program	Total Student Appeared	Distinction	I Class			II Class			III Class			Pass	Fail	Absent	Total Result
			I	II	III	I	II	III							
B.Sc. III Botany	09	03	05	01	-	-	-	00	00	00	100 %				

M. W. D.
(Dr. V. B. Awale)
HEAD

Department of Botany
Dr. Patangrao Kadam Mahavidyalaya,
SANGLI-416 416.



S. V. Pore
(Prof. Dr. S. V. Pore)

I/C. PRINCIPAL,
Dr. Patangrao Kadam Mahavidyalaya,
SANGLI-416 416. (Sangliwadi.)

Bharati Vidyapeeth's
Dr. Patangrao Kadam Mahavidyalaya, Sangli
 Department of Statistics
Result Analysis of B.Sc. III
Academic Year : 2023-24

Sr. No.	Name	ENG			P-IX			P-X			P-XI			P-XII			TOTAL
		TH	INT	Total	TH	INT	Total	TH	INT	Total	TH	INT	Total	TH	INT	Total	
1	Davari Hemangi Vijay	22	8	30	16	9	25	15	8	23	14	9	23	14	8	22	123
2	Thorat Dhiraj Dhanaji	27	8	35	19	9	28	14	9	23	17	8	25	17	8	25	136
3	Jadhav Pratiksha Jyotiram	28	10	38	40	10	50	33	10	43	29	10	39	33	10	43	213
4	Patil Manjushri Suryakant	21	8	29	19	8	27	14	9	23	16	9	25	21	8	29	133
5	Patil Pooja Appaso	17	7	24	14	8	22	14	9	23	14	8	22	21	9	30	121
6	Patil Sagar Ananda	15	7	22	19	8	27	17	7	24	15	8	23	28	7	35	131
7	Patil Tanuja Rajaram	31	10	41	40	10	50	31	10	41	28	10	38	32	9	41	211
8	Pawar Sanika Ananda	30	10	40	40	10	50	37	10	47	34	10	44	37	10	47	228
	No. of students passed	8	8	8	8	8	8	8	8	8	8	8	8	8	8	8	8
	No. of students getting >50% marks	6	8	6	3	8	6	3	8	3	3	8	3	6	8	6	6
	No. of students getting >55% marks	4	8	6	3	8	4	3	8	3	3	8	3	4	8	6	3
	No. of students getting >60% marks	4	8	4	3	8	3	3	8	3	3	8	3	4	8	4	3
	No. of students getting >70% marks	2	6	3	3	8	3	3	8	3	2	8	3	3	8	4	3



Sr. No.	Name	ENG			P-XIII			P-XIV			P-XV			P-XVI			PR	TOTAL	G TOTAL	Topper
		TH	INT	TOTAL	TH	INT	TOTAL	TH	INT	TOTAL	TH	INT	TOTAL	TH	INT	TOTAL				
1	Davari Hemangi Vhjay	16	10	26	20	9	29	17	8	25	14	9	23	20	8	28	184	315	438	
2	Thorat Dhiraj Dhanaji	20	10	30	15	9	24	24	8	32	26	9	35	23	9	32	176	329	465	
3	Jadhav Pratiksha Jyotiram	21	10	31	40	10	50	37	10	47	29	10	39	38	10	48	195	410	623	II
4	Patil Manjushri Suryakant	18	7	25	23	8	31	17	9	26	22	8	30	27	9	36	161	309	442	
5	Patil Pooja Appaso	21	8	29	23	9	32	15	9	24	19	9	28	27	10	37	183	333	454	
6	Patil Sagar Ananda	20	7	27	21	9	30	20	9	29	22	8	30	23	9	32	180	328	459	
7	Patil Tanuja Rajaram	21	10	31	39	10	49	38	10	48	29	10	39	39	10	49	195	411	622	III
8	Pawar Sanika Ananda	24	10	34	40	10	50	38	10	48	34	10	44	39	10	49	196	421	649	I
	No. of students passed	8	8	8	8	8	8	8	8	8	8	8	8	8	8	8	8	8	8	
	No. of students getting >50% marks	4	8	7	5	8	7	4	8	6	6	8	7	7	8	8	8	8	8	
	No. of students getting >55% marks	1	8	6	5	8	7	4	8	5	4	8	7	7	8	8	8	8	8	
	No. of students getting >60% marks	0	8	3	3	8	5	3	8	4	4	8	4	5	8	7	8	8	8	
	No. of students getting >70% marks	0	6	0	3	8	3	3	8	3	3	8	3	3	8	5	8	6	3	

(Mr. C. A. Shete)

HEAD,

Department of Statistics
Dr. Patangrao Kadam Mahavidyalaya,
SANGLI 416 416




(Prof. Dr. S. V. Pore)


I/C. PRINCIPAL,


Dr. Patangrao Kadam Mahavidyalaya,
SANGLI-416 416. (Sanghivadi.)

Bharati Vidyapeeth's Dr. Patangrao Kadam Mahavidyalaya, Sangli.
Department of Computer Science
B. Sc. III Computer Science Result 2023-24

SR NO	NAME	SEM-V						SEM-VI						TOTAL	G.Total																
		JAVA		C#.NET		LINUX		PYTHON I		ADV.JAVA		ASP.NET				ADV.LINUX		PYTHON II		PRACT											
		TH	INT	Tot	TH	INT	T	TH	INT	T	TH	INT	T	TH	INT	T	TH	INT	T		Pass	Fail	P%								
1	*Paull Anjali A	37	10	47	21	9	30	27	10	37	27	9	36	150	21	8	29	16	7	23	19	7	26	22	9	31	157	266	416		
2	*Mokke Shrawi	35	8	43	26	8	34	29	7	36	30	8	38	151	14	8	22	14	8	22	18	9	9	27	21	9	30	148	249	400	
3	*Paull Runka R	35	8	43	33	8	41	35	8	43	34	8	42	169	32	8	40	33	9	42	30	8	38	31	9	40	160	328	497		
4	*Pawar Sanku	35	9	44	24	8	32	29	7	36	27	9	36	148	22	7	29	19	8	27	26	7	33	26	8	34	142	265	413		
5	*Paull Gouri V	38	10	48	18	10	28	22	9	31	24	10	34	141	21	9	30	21	9	30	22	10	32	24	10	34	172	298	439		
	No. of students passed	5	5	5	5	5	5	5	5	5	5	5	5	5	5	5	5	5	5	5	5	5	5	5	5	5	5	5	5	5	
	No. of Students Getting >50% Marks	0	0	0	0	0	0	0	0	0	0	0	0	0	0	0	0	0	0	0	0	0	0	0	0	0	0	0	0	0	0
	No. of Students Getting >60% Marks	0	0	0	0	0	0	0	0	0	0	0	0	0	0	0	0	0	0	0	0	0	0	0	0	0	0	0	0	0	0
	No. of Students Getting >70% Marks	5	5	5	5	5	5	5	5	5	5	5	5	5	5	5	5	5	5	5	5	5	5	5	5	5	5	5	5	5	


Head
Department of Computer Science
Department of Computer Science
Patangrao Kadam Mahavidyalaya,
Sangli.




Prof. Dr. S.V. Pore
21-12-24


UC (PRINCIPAL)
Dr. Patangrao Kadam Mahavidyalaya,
SANGLI-416 416. (Sanglihpzaki)

Bharathi Vidyapeeth's
Dr. Patangrao Kadam Mahavidyalaya, Sangli
Department of English

TYBA Result Analysis: 2023-24

Sr. No	Name of the Students	ENG-C-E			ENG-7			ENG-8			ENG-9			ENG-10			ENG-11			Total
		TH	INT	TOT	TH	INT	TOT	TH	INT	TOT	TH	INT	TOT	TH	INT	TOT	TH	INT	TOT	
1.	Ajay Sampat Kamble	29	10	39	17	10	27	17	10	27	25	10	35	27	10	37	18	10	28	220
2.	Niranjana Sunil Mane	23	10	33	-12	9	21	9	10	19	19	-9	28	6	9	15	11	10	21	158
3.	Rohan Anil Disale	7	10	17	14	9	24	7	9	16	10	19	29	20	10	30	10	14	24	164

No. of students passed	No. of Students Getting >50% Marks	No. of Students Getting >55% Marks	No. of Students Getting >60% Marks	No. of Students Getting >70% Marks	ENG-C-E			ENG-7			ENG-8			ENG-9			ENG-10			ENG-11			Total
					TH	INT	TOT	TH	INT	TOT	TH	INT	TOT	TH	INT	TOT	TH	INT	TOT	TH	INT	TOT	
2	2	2	1	1	2	3	2	1	3	2	3	2	3	2	3	1	3	2	3	1	3	3	
2	2	2	1	1	3	3	1	0	3	2	3	1	3	2	3	0	3	2	3	0	3	3	
2	2	2	0	0	3	3	0	0	3	0	3	1	3	1	3	0	3	2	3	0	3	0	
2	2	2	0	0	3	3	0	0	3	0	3	1	3	1	3	0	3	2	3	0	3	0	
2	2	2	0	0	3	3	0	0	3	0	3	1	3	1	3	0	3	2	3	0	3	0	



Sr. No	Name of the Students	ENG-C-F			ENG-12			ENG-13			ENG-14			ENG-15			ENG-16			Total	Grand Total
		TH	INT	TOT	TH	INT	TOT	TH	INT	TOT	TH	INT	TOT	TH	INT	TOT	TH	INT	TOT		
1.	Ajay Sampat Kamble	21	10	31	19	10	29	25	10	35	31	10	41	27	10	37	19	10	29	202	422
2.	Niranjan Sunil Mane	10	10	20	14	9	23	14	10	24	21	10	31	21	9	30	14	10	24	152	310
3.	Rohan Anil Disale	0	0	0	0	0	0	0	0	0	0	0	0	0	0	0	0	0	0	0	164

No. of students passed	1	2	2	2	2	2	2	2	2	2	2	2	2	2	2	2	2	2	2	2	2	2
No. of Students Getting >50% Marks	1	2	1	0	2	1	1	2	2	1	2	2	2	2	2	2	0	2	1	2	2	2
No. of Students Getting >55% Marks	0	2	1	0	2	1	1	2	2	1	1	2	2	1	2	2	0	2	1	1	1	1
No. of Students Getting >60% Marks	0	2	1	0	2	0	1	2	2	1	1	2	2	1	2	2	0	2	0	1	1	1
No. of Students Getting >70% Marks	0	2	0	0	2	0	0	2	2	1	1	2	1	0	2	1	0	2	0	0	0	1


Total Pass	01	Total Fail	02	Percentage	33.3 %
------------	----	------------	----	------------	--------



(Prof. Dr. S. V. Pore)
I/C. PRINCIPAL,
 Dr. Patangrao Kadam Mahavidyalaya,
 SANGLI-416 416. (Sangliwadi.)

Bharati Vidyapeeth's Dr. Patangrao Kadam Mahavidyalaya, Sangli.
UG Department of Economics
B. A. III Economics Result 2023-24

Sr. No.	NAME	SEM-V						SEM-VI						G Total																				
		TH	INT	T	TH	INT	T	TH	INT	T	TH	INT	T		TH	INT	T	TH	INT	T														
1	Attar Mahamadajid Sadiq	16	10	26	14	10	24	14	9	23	14	10	24	14	10	24	121	18	9	27	14	9	23	16	10	26	15	10	25	18	10	28	129	250
2	*Dhole Sneha Bhinben	21	9	30	15	10	25	18	10	28	21	10	31	15	10	25	139	29	10	39	19	9	28	21	10	31	15	10	25	20	9	29	152	291
3	*Edake Kajal Shivaji	25	10	35	14	10	24	14	10	24	20	10	30	25	9	34	147	25	10	35	17	10	27	25	10	35	18	9	27	23	9	32	156	303
4	Gavali Swaprup Shahaji	17	10	27	9	9	18	14	10	24	15	10	25	11	10	21	115	16	10	26	15	10	25	16	10	26	18	9	27	22	9	31	135	250
5	Gharge Dhiraj Shivaji	15	10	25	17	10	27	14	10	24	21	9	30	18	10	28	134	22	10	32	25	9	34	22	10	32	23	10	33	24	10	34	165	299
6	*Jadhav Vaishnavi Bajrang	20	10	30	14	10	24	18	10	28	14	9	23	14	10	24	129	16	9	25	16	10	26	14	9	23	15	10	25	16	10	26	125	254
7	*Kamble Priyanka Dhrip	19	10	29	15	10	25	21	9	30	23	10	33	14	10	24	141	17	10	27	21	9	30	21	9	30	21	10	31	21	10	31	149	290
8	Khalifa Sameer Imtiaz	17	10	27	15	10	25	16	10	26	14	10	24	14	9	23	125	16	9	25	18	10	28	14	10	24	20	10	30	19	9	28	135	260
9	Lauf Sajid Fakrudin	16	10	26	14	9	23	18	10	25	14	10	24	14	10	24	107	16	10	25	18	10	28	14	10	24	9	9	10	10	9	9	48	155
10	Mohite Nikhil Balasaheb	20	10	30	18	10	28	15	10	25	19	9	28	21	10	31	142	15	9	24	14	10	24	14	10	24	20	9	29	19	10	29	130	272
11	Nardkar Aslam Shabbir	20	10	30	14	10	24	18	10	28	14	10	24	15	10	25	131	22	10	32	20	10	30	21	9	30	24	9	33	19	10	29	154	285
12	Patil Tejas Mahadev	19	10	29	19	9	28	17	10	27	14	10	24	16	10	26	134	17	9	26	24	9	33	19	10	29	19	10	29	16	7	23	140	274
13	Purmale Vinayak Saravesh	14	9	23	14	10	24	9	10	19	19	10	29	9	10	19	114	15	10	25	9	10	19	14	10	24	15	9	24	18	9	27	119	233
14	*Purkar Vankavi Vitek	22	10	32	16	10	26	17	10	27	15	10	25	21	10	31	141	18	9	27	14	9	23	16	10	26	22	10	32	20	10	30	138	279
No. of students passed		14	14	14	13	14	14	14	12	14	13	14	14	14	14	14	14	13	14	13	12	14	13	13	14	13	13	13	14	13	13	13	13	13
No. of Students Getting >50% Marks		6	14	13	0	14	7	1	14	8	4	14	8	3	14	7	10	4	14	12	4	14	9	5	14	9	6	14	12	6	14	12	12	12
No. of Students Getting >55% Marks		2	14	8	0	14	2	0	14	4	1	14	6	1	14	4	5	4	14	4	2	14	6	2	14	6	3	14	7	3	14	10	7	6



Bharati Vidyapeeth's Dr. Patangrao Kadam Mahavidyalaya, Sangli.
UG Department of Economics
B. A. III Economics Result 2023-24

STUDENT NAME	TOTAL MARKS	
Atar Mahamajaid Sadik	250	
*Dhole Sneha Bhimsen	291	III
*Edake Kajal Shiwaji	303	I
Gavali Swarup Shahaji	250	
Ghatage Dhiraj Shiwaji	299	II
*Jadhav Vaishnavi Bajarang	254	
*Kamble Priyanka Dilip	290	
Khalifa Sameer Imtiyaj	260	
Latif Sajid Fakruddin	155	
Mohite Nikhil Balasahab	272	
Nardekar Aslam Shabbir	285	
Patil Tejas Mahadev	274	
Pimpale Vinayak Santosh	233	
*Poddar Vaibhavi Vivek	279	

Pass	12
Fail	2
%	86



(Prof. Dr. S. V. Pore)
I/C. PRINCIPAL,
Dr. Patangrao Kadam Mahavidyalaya,
SANGLI-416 416. (Sangliwadi.)

Bharati Vidyapeeth's Dr. Patangrao Kadam Mahavidyalaya, Sangli.

UG Department of Geography

B. A. III Geography Result 2023-24

SR NO	NAME	SEM-V						SEM-VI						TOTAL	C Total										
		TH	INT	T	TH	INT	T	TH	INT	T	TH	INT	T			TH	INT	T							
1	Patil K. S.	23	7	30	21	8	29	23	7	30	89	29	8	37	33	9	42	31	9	40	85	85	289	378	
2	Suryawanshi R. R.	AB	AB	AB	AB	AB	AB	AB	AB	AB	AB	AB	AB	AB	AB	AB	AB	AB	AB	AB	AB	AB	AB	AB	AB
3	Hukkire A. S.	21	8	29	25	7	32	22	8	30	91	24	9	33	31	7	38	32	8	40	75	75	79	265	356
4	Awati P. S.	19	7	26	21	7	28	20	8	28	82	29	9	38	32	8	40	35	9	44	74	74	83	279	361
5	Gadekar A. A.	28	9	37	25	9	34	23	7	30	101	31	9	40	33	9	42	27	10	37	87	87	88	294	395
6	Mali A. H.	23	8	31	25	9	34	22	8	30	95	29	9	38	31	8	39	23	9	32	76	76	83	268	363
7	Mane S. D.	19	7	26	25	8	33	22	9	31	90	32	9	41	33	9	42	29	10	39	78	78	82	282	372
8	Jandhar A. A.	21	9	30	27	8	35	22	8	30	95	30	9	39	33	8	41	22	9	31	89	89	88	288	383
9	Kumbhar R. S.	23	8	31	23	9	32	29	9	38	101	33	8	41	35	8	43	29	9	38	81	81	83	286	387
10	Manekhan S. J.	27	9	36	25	9	34	30	8	38	108	31	9	40	35	9	44	37	8	45	77	77	80	286	394
11	Patil S. D.	20	9	29	25	8	33	22	9	31	93	35	7	42	33	8	41	31	9	40	77	77	80	280	373
12	Tamboli S. B.	23	9	32	28	8	36	25	9	34	102	30	9	39	32	9	41	29	8	37	96	96	91	304	406

Patil K. S.	378
Suryawanshi R. R.	AB
Hukkire A. S.	356
Awati P. S.	361
Gadekar A. A.	395
Mali A. H.	363
Mane S. D.	372
Jandhar A. A.	383
Kumbhar R. S.	387
Manekhan S. J.	394
Patil S. D.	373
Tamboli S. B.	406

No. of students passed	VII			VIII			IX			TOTAL	X			XI			XII			XIII	XIV	TOTAL	C Total	
	TH	INT	T	TH	INT	T	TH	INT	T		TH	INT	T	TH	INT	T	TH	INT	T					
No. of Students Getting >50% Marks	9	11	11	11	11	11	11	11	11	0	11	11	11	11	11	11	11	11	11	11	11	11	11	11
No. of Students Getting >55% Marks	6	11	9	9	11	11	10	11	11	0	11	11	11	11	11	11	11	11	11	11	11	11	11	11
No. of Students Getting >60% Marks	2	11	7	8	11	9	3	11	10	0	11	11	11	11	11	11	9	11	11	11	11	11	11	11
No. of Students Getting >70% Marks	1	11	2	1	11	2	2	11	2	0	10	11	10	10	11	11	8	11	9	11	11	11	11	11

P	11
F	1
%	92



(Prof. Dr. S. V. Pore)

I/C. PRINCIPAL,

Dr. Patangrao Kadam Mahavidyalaya,
SANGLI-416 416. (Sangliwad.)

Bharati Vidyapeeth's Dr. Patangrao Kadam Mahavidyalaya, Sangli.
UG Department of Physical Education (B.A. III) - Results Analysis 2023-24

Sr. No.	Student Name	VIII			VIII			IX			X			XI			Total	XII			XII			XIV			XV			XVI			Total	G.Tot			
		TH	PR	T	TH	PR	T	TH	PR	T	TH	PR	T	TH	PR	T		TH	PR	T	TH	PR	T	TH	PR	T	TH	PR	T	TH	PR	T					
1	Patil Pankaj Ashok	11	23	34	12	23	35	13	23	36	12	23	35	11	23	34	174	Ab	Ab	Ab	Ab	Ab	Ab	Ab	Ab	Ab	Ab	Ab	Ab	Ab	Ab	Ab	Ab	174	5		
2	Kalanre Nikhil Ashok	14	23	37	13	23	36	15	23	38	15	23	38	15	23	38	187	15	24	39	13	24	37	15	24	37	15	24	39	20	24	44	17	24	41	200	387
3	Khoi Nikhil Bhaskar	12	24	36	13	24	37	11	24	35	13	24	37	9	25	34	179	14	24	38	9	24	33	12	24	36	15	24	39	13	24	37	183	362			
4	Patil Gourav Gundu	14	24	38	12	24	36	10	24	34	14	24	38	13	24	37	183	13	24	37	11	24	35	14	24	38	18	24	42	17	24	41	193	376			
5	Repe Shivani Santay	15	24	39	13	24	37	14	24	38	12	24	36	15	24	39	189	15	23	38	13	23	36	14	23	37	16	23	39	17	23	40	183	379			
6	Rukade Nikunj Narendra	9	23	32	10	23	33	10	23	35	10	23	33	10	23	33	166	14	23	37	9	23	32	12	23	35	16	23	39	17	23	40	183	349			
7	Patil Vinesh Sharad	10	22	32	13	22	35	14	22	36	14	22	36	12	22	34	173	Ab	Ab	Ab	Ab	Ab	Ab	Ab	Ab	Ab	Ab	Ab	Ab	Ab	Ab	Ab	Ab	173	-		
8	Patil Sourabh Dattaraj	Ab	Ab	Ab	Ab	Ab	Ab	Ab	Ab	Ab	Ab	Ab	Ab	Ab	Ab	Ab	Ab	Ab	Ab	Ab	Ab	Ab	Ab	Ab	Ab	Ab	Ab	Ab	Ab	Ab	Ab	Ab	Ab	Ab	-		
9	Ganesh Ulhas Mali	16	22	38	13	22	35	10	22	32	10	22	32	12	22	34	171	Ab	Ab	Ab	Ab	Ab	Ab	Ab	Ab	Ab	Ab	Ab	Ab	Ab	Ab	Ab	Ab	Ab	171	-	
10	Harjesh Nikesh Nitpal	Ab	24	24	-	24	24	-	24	24	-	24	24	-	24	24	120	Ab	24	24	-	24	24	-	24	24	-	24	24	-	24	24	120	240			
No of Students Passed		8	8	8	8	8	8	8	8	8	8	8	8	8	8	8	8	8	5	5	5	5	5	5	5	5	5	5	5	5	5	5	5	5			
No of Students Getting >50%		4	8	8	5	8	8	4	8	8	4	8	8	-	8	8	8	8	1	5	5	2	5	-	2	5	-	5	5	-	5	5	5	5			
No of Students Getting >55%		2	8	8	5	8	8	4	8	8	4	8	8	2	8	8	8	8	2	5	5	-	5	2	3	5	-	5	5	4	5	5	5	5			
No of Students Getting >60%		2	8	8	5	8	8	4	8	8	4	8	8	2	8	8	8	8	2	5	5	-	5	3	3	5	-	5	5	4	5	5	5	5			
No of Students Getting >70%		-	8	8	8	8	8	-	8	8	-	8	8	-	8	8	8	8	-	5	5	-	5	3	-	5	-	5	5	3	5	5	5	5			

Pass	5
Fail	0
Absent	4
%	99



(Signature)
HEAD
 Department of Physical Education
 Dr. Patangrao Kadam Mahavidyalaya,
 Sangli.

(Signature)
I/C. PRINCIPAL,
 Dr. Patangrao Kadam Mahavidyalaya,
 SANGLI-416 416. (Sangliwadl.)

Bharati Vidyapeeth's Dr. Patangrao Kadam Mahavidyalaya, Sangli. UG Department of Political Science
B. A. III Political Science Result 2023-2024

SR NO	NAME	SEM-V						SEM-VI						G Total																
		TH	INT	T	TH	INT	T	TH	INT	T	TH	INT	T		TH	INT	T													
1	Pawar Dipak Bhikaji	32	10	42	28	10	38	33	10	43	30	42	205	33	10	43	34	10	44	33	10	43	33	10	43	216	421			
2	Dange Abhijit Maruti	25	10	35	21	9	30	30	9	39	28	9	182	18	10	28	30	9	39	28	10	38	20	10	30	21	9	30	165	347
3	Bhise Laxmi Ravan	21	9	30	21	9	30	21	9	30	19	29	148	18	9	26	31	10	41	28	9	37	21	10	31	17	10	27	163	311
4	Nikam Vijay Manohar	23	9	32	21	9	30	26	9	35	18	9	157	28	10	38	32	10	42	31	10	41	31	10	41	32	10	42	204	361
5	Pawar Omkar Dattatray	21	10	31	23	10	33	26	10	36	17	10	160	24	10	34	28	10	38	22	10	32	25	10	35	27	10	37	176	336
6	Waghela Prashant Ravi	16	10	25	20	10	30	19	10	29	16	10	139	25	10	35	21	10	31	29	10	39	21	10	31	17	10	27	163	302
7	No. of students passed	6	6	6	6	6	6	6	6	6	6	6	6	6	6	6	6	6	6	6	6	6	6	6	6	6	6	6	6	
		5	6	6	6	6	6	5	6	6	6	2	6	6	4	6	6	6	6	6	6	6	6	6	6	6	6	6	6	
7	No. of Students Getting >50% Marks	3	6	5	2	6	6	4	6	6	2	6	6	4	6	5	5	6	6	6	6	6	3	6	6	6	3	6	6	
		2	6	5	1	6	6	4	6	5	2	6	4	4	6	4	5	6	6	6	6	6	3	6	6	6	3	6	6	
7	No. of Students Getting >60% Marks	1	0	5	1	0	6	2	0	6	2	0	2	2	4	6	4	5	6	5	6	5	2	6	6	3	2	6	3	
		1	0	5	1	0	6	2	0	6	2	0	2	2	4	6	4	5	6	5	6	5	2	6	6	3	2	6	3	
7	No. of Students Getting >70% Marks	1	0	5	1	0	6	2	0	6	2	0	2	2	4	6	4	5	6	5	6	5	2	6	6	3	2	6	3	
		1	0	5	1	0	6	2	0	6	2	0	2	2	4	6	4	5	6	5	6	5	2	6	6	3	2	6	3	
		Pass						6																						
		Fail						0																						
		Absent						0																						
		100%																												

(Dr. Vandana Satpute)

HEAD

Department of Political Science
 Dr. Patangrao Kadam Mahavidyalaya,
 Sangli.



(Prof. Dr. S. V. Pore)

I/C. PRINCIPAL.

Dr. Patangrao Kadam Mahavidyalaya,
 SANGLI-416 416. (Sangliwadi.)

(Handwritten signature)

Bharati Vidyapeeth's Dr. Patangrao Kadam Mahavidyalaya, Sangli.
Department of Commerce
B.Com. III Advanced Accountancy Result 2023-24

Sl. No.	Name	SEM-V										SEM-VI										G.Total																		
		TH	INT	Tot	TH	INT	Tot	TH	INT	Tot	TH	INT	Tot	TH	INT	Tot	TH	INT	Tot																					
1	Amha Yogta Shivani	29	9	38	28	9	37	24	8	32	30	9	39	19	7	26	18	8	26	198	27	8	35	18	9	27	30	8	38	32	8	40	34	8	42	23	8	31	213	411
2	Aspadkar Koushik Chandrakant	32	9	41	27	8	35	24	9	33	32	9	41	4	7	11	27	9	36	197	22	9	31	5	9	14	30	8	38	18	9	27	9	36	14	8	22	168	365	
3	Ibbos Sakshi Shivaji	34	8	42	4	9	13	10	8	18	18	8	16	16	9	25	22	8	36	144	8	9	17	26	9	35	18	9	27	22	9	31	10	9	19	30	9	39	168	312
4	Bhosale Sudesh Sunil	27	9	36	34	9	43	24	9	31	22	9	31	18	7	25	18	8	26	192	32	9	41	15	8	23	30	8	38	15	8	43	32	8	40	226	418			
5	Ibbosle Veerantika Prakash	29	8	37	27	8	35	22	8	30	27	7	34	17	7	24	32	8	40	200	24	8	32	14	9	23	30	8	38	14	8	42	26	8	34	35	8	43	212	412
6	Ibbuse Pallavi Khandu	26	8	34	22	9	31	22	9	31	27	8	35	22	8	30	24	9	33	194	21	9	30	15	8	23	32	9	41	35	9	44	30	9	39	6	8	14	191	385
7	Chamarshekh Rajahmad Shaliman	37	9	41	30	9	39	22	8	30	32	9	41	19	9	28	21	9	30	209	22	9	31	17	9	26	27	9	36	15	8	23	27	10	37	17	9	26	179	388
8	Chavan Bhagyashri Subhash	35	8	41	32	9	41	24	7	31	32	8	40	16	8	24	22	9	31	210	29	9	38	15	9	24	27	8	35	21	9	30	27	8	35	14	9	23	185	395
9	Chavan Shubham Siddharth	14	7	14	24	8	32	21	8	29	27	8	35	15	8	23	29	9	38	171	24	9	33	10	9	19	35	9	44	24	9	33	29	9	38	20	9	29	196	367
10	Kalkwad Omkar Sanjay	14	9	23	42	9	41	18	9	37	32	9	41	7	9	16	24	8	32	180	30	9	39	15	9	25	29	9	38	30	9	39	30	9	39	34	9	43	223	403
11	Kalwade Vasundhara Nirvarti	14	7	21	18	8	26	26	8	34	38	7	45	20	7	27	30	8	38	191	24	9	33	14	8	22	15	8	38	21	9	30	34	8	42	30	8	18	208	399
12	Ghatge Rutuja Sanjay	26	9	35	15	9	24	14	9	23	14	9	23	14	8	22	24	9	33	160	12	9	21	14	8	22	15	8	23	19	9	28	11	9	20	27	8	35	149	309
13	Harbar Pratiksha Sachin	19	9	28	14	8	22	14	8	22	20	9	29	21	8	29	16	8	24	154	23	9	32	10	9	19	19	8	28	16	9	25	28	9	37	27	9	35	177	331
14	Harbar Pratiksha Sachin	29	7	46	15	9	24	17	8	25	21	8	29	14	8	22	23	9	32	168	17	9	26	14	9	23	14	8	22	16	8	24	7	8	15	26	9	35	145	313
15	Harbar Anjali Kailash	26	7	34	22	9	41	30	7	37	26	7	33	16	7	23	17	9	26	187	22	8	30	19	9	28	32	8	40	18	8	26	26	8	34	21	8	29	184	367
16	Kate Prasad Vitthal	32	8	40	19	8	27	19	7	26	29	8	37	14	8	22	26	9	35	187	22	8	30	17	9	26	34	9	43	17	9	46	27	8	35	32	9	41	226	414
17	Kashid Shikharji Anil	20	8	28	24	9	43	29	7	36	27	7	34	19	7	26	22	9	31	188	26	9	35	16	9	25	29	9	38	21	9	30	27	9	36	32	9	41	195	387
18	Khokare Pooja Dhruv	22	9	41	24	9	33	24	9	33	24	9	33	19	8	22	26	9	35	192	16	9	25	16	9	25	29	9	38	34	8	42	32	9	41	195	387			
19	Khokare Snehal Sanjay	32	8	40	24	9	43	18	8	26	22	7	31	18	7	25	19	8	24	185	19	9	28	8	8	16	22	8	30	29	9	38	34	8	42	32	9	41	195	387
20	Kole Omkar Ait	32	9	41	26	9	35	18	8	26	24	7	31	18	7	25	19	8	28	186	20	9	29	18	9	27	28	8	36	32	9	41	18	8	26	26	9	35	194	380
21	Kole Prasad Prashant	32	9	41	32	9	41	24	9	33	30	9	39	15	8	23	20	8	28	205	24	9	31	16	9	25	27	9	36	35	9	39	24	8	32	14	9	23	188	393
22	Kshirsagar Manthan Rajnashth	29	8	37	30	9	39	36	9	45	26	9	35	14	7	21	24	9	31	210	36	9	45	15	9	24	36	9	45	35	9	44	28	10	38	16	9	25	221	431
23	Kumbhar Aniket Siddharth	28	9	37	30	8	38	19	8	22	14	8	42	14	7	21	36	9	45	210	32	8	40	16	8	24	29	8	37	26	8	34	32	8	40	18	8	26	201	411
24	Kumbhar Vijay Suresh	12	9	26	22	8	30	27	8	35	27	9	36	17	8	25	32	9	41	193	26	9	35	14	9	23	34	9	43	29	9	38	27	9	36	14	8	22	197	390
25	Mahat Anil Adar	14	9	23	27	9	36	24	8	32	34	9	43	17	8	25	26	9	35	194	21	9	30	18	9	27	30	8	38	26	8	34	35	9	44	14	8	22	195	389
26	Mahat Manasa Jayant	16	9	25	22	9	31	20	7	27	26	9	35	17	8	25	21	8	29	172	38	9	47	14	10	24	32	9	41	29	9	38	22	9	31	16	9	25	206	378
27	Mane Dhruvay Dnyanupa	16	9	25	14	9	23	17	9	26	19	9	28	14	9	23	38	8	46	171	22	9	31	17	9	26	17	9	26	28	9	37	14	9	23	14	9	23	166	337
28	Maskar Hindav Prakash Manoj Mahamadulhid	14	9	23	14	8	22	21	9	30	15	9	24	14	9	23	22	9	31	153	22	8	30	18	8	26	16	8	24	35	8	43	14	9	23	14	8	22	168	321
29	Mahamadulhid	10	9	19	18	9	27	24	9	33	18	9	27	18	8	26	22	8	30	162	24	9	33	16	8	24	18	9	27	35	9	44	17	9	26	25	9	45	199	361
30	More Pranali Ralu	22	9	31	17	9	26	16	8	24	22	9	31	14	9	23	24	8	32	167	28	9	37	14	9	23	14	9	23	35	8	43	16	9	25	25	9	35	186	353
31	More Pratik Subhash	14	9	23	19	9	28	20	9	29	23	9	32	14	7	21	28	9	37	170	22	9	31	14	9	23	14	8	22	28	9	37	16	8	24	38	9	47	184	354
32	Mujawar Shahn Imam	16	9	43	16	9	25	18	9	27	18	9	27	14	9	23	22	9	31	176	19	9	28	14	9	23	14	10	24	26	9	35	21	10	31	37	9	46	187	363
33	Mulani Sanjay Salim	34	9	25	28	8	36	29	9	38	27	9	36	22	8	30	19	8	27	192	32	9	41	19	8	27	19	10	29	26	9	35	20	10	30	37	8	45	207	399
34	Mulla Asim Arif	30	9	38	18	8	26	15	8	23	17	8	25	14	9	23	32	9	41	176	18	9	27	20	8	28	24	8	28	26	9	35	20	10	30	37	8	45	207	399
35	Nagaraj Anand Ashok	32	9	41	16	9	45	36	8	44	36	9	49	16	7	23	38	9	47	225	36	9	45	21	9	27	20	8	28	26	9	35	18	8	26	16	8	24	168	344
36	Nalawade Nikhil Vikas	30	9	39	26	9	35	18	8	26	22	9	31	18	7	25	36	8	44	200	22	9	31	18	9	27	19	9	28	29	9	36	26	9	37	27	9	46	205	405
37	Nalawade Shreyas Shivaji	24	9	33	20	9	39	19	10	32	26	10	41	21	7	28	22	8	30	200	26	9	35	16	9	25	30	10	40	18	8	37	32	10	42	30	9	39	218	418
38	Paal Aniket Prakash	35	9	44	22	10	32	26	10	37	29	9	48	23	9	30	26	9	35	206	24	9	33	14	10	24	30	10	40	18	8	37	32	10	42	30	9	39	218	418
39	Paal Pratik Ashishkumar	34	9	43	21	9	40	19	8	36	29	9	41	21	9	30	26	8	34	216	26	9	35	14	10	24	30	10	40	18	8	37	32	10	42	30	9	39	218	418
40	Paal Shweta Krishna	29	9	38	22	9	31	21	9	30	24	9	33	14	9	23	24	9	33	188	18	9	27	16	9	25	32	10	32	22	9	36	38	9	47	214	420			
41	Paal Vaishnavi Dattaraya	29	9	38	19	9	28	26	10	36	38	9	47	14	9	23	18	9	27	199	18	9	27	15	9	24	22	9	31	26	9	35	29	10	38	27	9	46	207	395
42	Pawar Prasad Dinkar	34	9	43	21	9	40	19	8	36	29	9	41	21	9	30	26	8	34	216	26	9	35	14	10	24	30	10	40	18	8	37	32	10	42	30	9	39	218	418
43	Penhkar Sahit Shankar																																							

40	Sarvanthi Shrikant	14	9	33	19	9	28	24	10	39	88	9	41	12	10	42	26	9	35	214	26	9	15	14	9	21	30	10	40	16	9	25	18	10	28	34	9	41	194	498	
41	Siddharth	22	9	31	24	9	33	26	9	35	42	9	41	14	9	23	26	8	11	16	74	9	11	16	9	25	30	9	19	29	19	9	28	32	9	41	204	401			
42	Savitri Sayaji Manu	22	9	31	18	7	25	18	8	26	26	9	35	14	7	21	24	8	11	15	9	11	15	9	24	20	8	35	26	8	34	26	8	34	37	8	45	203	373		
43	Suryawanshi Varad Lata	27	9	36	24	10	34	14	10	24	27	9	36	29	10	39	22	9	11	200	27	9	36	22	10	32	20	10	30	26	9	35	22	10	32	34	8	42	207	407	
44	Suzar Samarth Suresh	19	8	27	17	9	26	19	8	27	21	8	29	16	7	23	19	8	27	159	17	9	26	19	8	27	19	9	28	32	9	41	27	9	36	35	8	43	201	160	
45	Vadgaone Saqam Harindra	16	7	23	16	8	24	14	8	22	15	7	27	14	8	22	4	9	13	126	15	8	23	15	9	24	15	9	24	32	9	41	8	9	17	5	9	15	144	270	
46	Waghmode Prachi Sanjay	22	9	31	27	10	37	29	10	39	32	9	41	30	10	40	28	9	37	225	14	9	43	26	10	36	35	10	45	31	9	40	32	10	42	23	9	32	238	463	
47	Vadva Tejas Deepak	50	52	51	51	52	51	51	52	52	51	52	51	50	52	50	51	52	51	52	50	52	51	48	52	50	52	52	52	52	52	48	52	50	50	52	50	52	52	52	52
No. of Students Getting >50%		37	52	43	34	52	45	31	52	44	44	52	48	12	52	24	40	52	49	50	41	52	49	5	52	28	38	52	45	41	49	39	52	45	35	52	41	49	51	49	
No. of Students Getting >50% Marks		36	52	38	32	52	37	26	52	31	41	52	45	8	52	12	37	52	41	45	38	52	3	52	6	36	52	42	37	52	42	37	52	41	34	52	36	49	47		
No. of Students Getting >60% Marks		30	52	36	26	52	34	22	52	28	36	52	41	4	52	9	27	52	38	36	28	52	2	52	4	33	52	37	52	40	35	52	39	31	52	34	42	42	42		
No. of Students Getting >70% Marks		24	52	27	14	52	20	7	52	11	21	52	29	4	52	4	11	52	17	9	11	52	0	52	2	27	52	31	24	52	30	20	52	31	22	52	30	10	4	4	

P	45
F	7
%	86.53

Handwritten signature

HEAD

Department of Commerce

Dr. Patangrao Kadam Mahavidyalaya,

Sangli.



Handwritten signature

UC. PRINCIPAL,

Dr. Patangrao Kadam Mahavidyalaya,

SANGLI-416 416. (Sangliwadi.)

Bharati Vidyapeeth's Dr. Patangrao Kadam Mahavidyalaya, Sangli.
 Department of Commerce
 B.Com. III Advanced Banking Result 2023-24

Sl. No.	Name	SEM-V			SEM-VI			Total	Grade																															
		TH	INT	Tot	TH	INT	Tot																																	
1	Bhanuse Tejas (Bhanu)	20	7	27	18	8	26	17	7	24	19	7	26	14	9	23	15	9	24	150	24	8	32	15	9	23	8	11	21	9	30	26	9	35	12	9	27	180	330	
2	Dange Akshay Sanjay	14	8	22	16	8	24	15	8	23	15	8	23	15	8	23	16	8	24	139	22	9	31	15	8	23	15	8	23	15	8	23	14	9	23	14	9	23	164	303
3	Shinge Rutik Kiran	15	8	23	18	8	26	16	9	25	18	8	26	18	9	27	18	8	27	154	18	8	26	14	9	23	14	9	23	16	9	25	18	9	27	16	8	24	148	302
4	Shinde Aniket Vijay	18	8	26	9	8	17	18	8	26	16	8	24	14	8	22	14	9	23	138	16	8	24	19	8	27	16	8	24	16	8	24	14	8	24	14	8	27	147	285
	No. of students getting >50% Marks	1	0	4	0	0	3	0	0	4	0	4	0	4	0	4	0	4	4	4	4	2	0	4	0	4	1	0	4	1	0	4	0	4	4	4	4	4		
	No. of Students Getting >55% Marks	0	0	4	0	0	3	0	0	4	0	4	0	4	0	4	0	4	4	4	4	2	0	4	0	4	1	0	4	1	0	4	0	4	4	4	4			
	No. of Students Getting >60% Marks	0	0	2	0	0	3	0	0	3	0	1	0	0	1	0	0	3	4	4	1	0	4	0	0	2	0	0	2	1	0	4	1	0	3	4	4			
	No. of Students Getting >70% Marks	0	0	0	0	0	0	0	0	0	0	0	0	0	0	0	0	0	0	4	0	0	0	0	0	0	0	0	0	0	0	0	0	0	4	4				

P	3
F	1
%	75

(Signature)

HEAD

Department of Commerce

Dr. Patangrao Kadam Mahavidyalaya, Sangli.




(Signature)
24-12-24

I/C. PRINCIPAL,

Dr. Patangrao Kadam Mahavidyalaya, SANGLI-416 416. (Sangliwadi)

Bharati Vidyapeeth's
Dr. Patangrao Kadam Mahavidyalaya, Sangli
Department of Microbiology Result Analysis B. Sc. III (2023-24)

Sr. No.	NAME	ENGLISH (COM)			SEM-V			MIC P -XI			MIC P -XII			TOTAL	RANK			
		Th	Int	T	Th	Int	T	Th	Int	T	Th	Int	T					
1	Jadhav Amruta Sanbhaji	31	10	41	32	10	42	34	10	44	38	10	48	31	10	41	216	I
2	Pati Samruddhi Balkrushna	21	8	29	14	10	24	20	10	30	22	10	32	21	10	31	146	
3	Kalgunde Ashwini Rama	22	9	31	15	10	25	22	10	32	15	10	25	20	10	30	143	
4	Mulani Aarfen Firoj	29	8	37	27	10	37	28	10	38	27	10	37	29	10	39	188	III
5	Yadav Tripti Vijay	25	10	35	20	10	30	23	10	33	25	10	35	28	10	38	171	
6	Tandaliwade Arpita Ashok	25	10	35	28	10	38	31	10	41	29	10	39	32	10	42	195	II
7	Jujare Pallavi Santosh	24	10	34	14	10	24	24	10	34	17	10	27	14	10	24	143	
8	Hake Padhamesh Damaji	24	8	32	25	10	35	17	10	27	27	10	37	28	10	38	169	
9	Kadam Abhishek Gunvantao	24	8	32	14	10	24	23	10	33	20	10	30	19	10	29	148	
10	More Khushi Vishal	27	10	37	18	10	28	26	10	36	18	10	28	26	10	36	165	
11	Mokashi Rohini Dhondiram	21	10	31	9	10	19	28	10	38	24	10	34	24	10	34	156	
12	Patekar Parimal Prakash	22	8	30	9	7	16	8	8	16	17	8	25	14	8	22	109	
13	Mizar Radhika Dhansing	22	4	30	7	10	17	16	9	25	18	9	27	11	9	20	119	
14	Jamdar Sakshi Ramesh	29	8	37	20	10	30	29	10	39	30	10	40	28	10	38	184	
15	Supriya																	
	No. of Students Getting >50% MMarks	0	0	0	8	0	7	3	0	2	5	0	2	5	0	3	2	P
	No. of Students Getting >55% MMarks	2	0	0	2	0	1	1	0	1	1	0	2	1	0	0	0	F
	No. of Students Getting >60% MMarks	3	%	76	0	0	1	3	0	0	1	0	2	0	0	2	4	%
	No. of Students Getting >70% MMarks	6			2	1	1	2	0	4	0	3	3	2	0	2	4	
	No. of Students Getting above 70 % Marks	3			2	13	3	5	14	5	6	14	7	7	7	4	4	



SEM-VI

Sr. No.	Name	English (COM)		MIC P-XIII		MIC P-XIV		MIC P-XV		MIC P-XVI		TO	Pr	Total 450	Rank						
		T	H	INT	T	TH	INT	T	TH	INT	T					TH	INT	T			
1	Jadhav Amruta Sambhaji	28	9	37	33	10	43	30	10	40	36	10	46	25	9	34	200	190	390	I	
2	Patil Samrudhni Balkrushna	28	10	38	14	10	24	25	10	35	23	10	33	14	10	24	154	180	334		
3	Kalgunde Ashvini Rama	19	10	29	26	10	36	23	10	33	23	10	33	17	10	27	158	185	343		
4	Mulani Aftreen Firoj	28	9	37	32	10	42	32	9	41	28	9	37	28	10	38	195	184	379	II	
5	Yadav Trupti Vijay	25	10	35	18	10	28	31	10	41	28	10	38	22	10	32	171	181	352		
6	Tandavade Arpita Ashok	31	10	41	26	10	36	28	10	38	34	10	44	25	10	35	194	185	379	II	
7	Jujare Pallavi Santosh	31	10	41	14	10	24	20	10	30	22	10	32	16	9	25	152	174	326		
8	Hake Pathamesh Damaji	26	9	35	18	10	28	24	10	34	28	9	37	18	9	27	161	168	329		
9	Kadam Abhishhek Gunvantarao	27	9	36	14	10	24	27	10	37	28	10	38	19	9	28	163	175	338		
10	More Khushi Vishal	26	10	36	20	10	30	27	10	37	25	10	35	23	10	33	171	182	353		
11	Mokashi Rohini Dhondiram	21	10	31	14	10	24	24	10	34	27	9	36	17	10	27	152	170	322		
12	Patelkar Parinai Prakash	21	10	31	11	8	19	15	7	22	27	7	33	18	7	25	130	161	291		
13	Mizar Radhika Dhansing	25	9	34	14	9	23	17	7	24	26	7	33	22	8	30	144	160	304		
14	Janard Sakshti Ramesh	29	10	39	24	10	34	30	10	40	31	10	41	23	9	32	186	187	373	III	
15	Patil Supriya Balaso				14	10	24	18	10	28	30	10	40	21	9	30	122	178	300		
	No. of Students Getting >50% Marks	1	0	0	10	0	7	4	0	2	0	0	7	0	3	3	0	0	0	P	15
	No. of Students Getting >55% Marks	2	0	0	0	0	0	0	0	0	1	0	0	3	0	3	1	0	0	F	0
	No. of Students Getting >60% Marks	0	0	1	1	0	3	3	0	2	2	0	0	2	0	3	1	0	0	%	100
	No. of Students Getting >70% Marks	8	0	5	2	0	1	4	2	4	8	2	6	3	1	5	8	0	3		
	No. of Students Getting above 70 % Marks	3	14	8	2	15	4	4	13	7	4	13	9	0	14	1	5	8	12		

(Ms. B. K. Bhavikatti)

HEAD

Department of Microbiology

Dr. Patangrao Kadam Mahavidyalaya,
Sangli.


(Prof. Dr. S. V. Pore)

I/C PRINCIPAL

Dr. Patangrao Kadam Mahavidyalaya,
SANGLI-416 416. (Sangliwadi.)

Bharati Vidyapeeth's
Dr. Patangrao Kadam Mahavidyalaya, Sangli
 Department of Microbiology
Result Analysis of M.Sc. II, SEM-III
 Academic Year: 2023-24


SR NO	NAME	Fermentation			Biostat			Enzymology			QC-1			TOTAL 400
		TH	INT	TH	TH	INT	TH	TH	INT	TH	TH	INT	TH	
1	Pawar Pratiksha A	42	19	61	44	20	64	44	17	61	49	20	69	255
2	Shendure Pratiksha N	48	19	67	58	20	78	51	20	71	46	20	66	282
3	Koli Dhiraj K	36	19	55	44	19	63	32	18	50	39	18	57	225
4	Kore Toshna T	34	18	52	38	18	56	34	17	51	32	19	51	210
5	Shinde Prashant P	38	20	58	55	20	75	37	17	54	36	19	55	242
6	More Sourabh V	33	20	53	51	19	70	34	18	52	33	19	52	227
7	Khade Rushikesh S	21	17	38	32	17	49	14	17	31	32	17	49	167
8	Shelke Vikas	38	19	57	47	18	65	33	19	52	37	19	56	230
9	Garvade Prathamesh P.	32	20	52	47	19	66	39	18	57	34	18	52	227
10	Patil Aishwarya S	45	18	63	53	18	71	42	17	59	40	18	58	251
11	Pawar Seema	28	19	47	42	18	60	35	18	53	37	18	55	215
12	Bhosale Mohini V	43	18	61	46	18	64	42	17	59	40	19	59	243
13	Thorat Pranav	34	18	52	35	20	55	38	17	55	32	19	51	213
14	Yadav Ashutosh G	32	20	52	58	19	77	32	18	50	48	17	65	244
15	Dongare Vandana	42	19	61	53	19	72	55	18	73	54	19	73	279
16	Dongare Namrata	43	18	61	55	19	74	48	18	66	43	19	62	263
17	Waghmare Ashwath	26	17	43	32	17	49	18	17	35	32	18	50	177
18	Kadam Tuskar	12	17	29	10	17	27	14	17	31	14	17	31	118
19	Chavan Harshala	40	19	59	55	20	75	42	18	60	42	20	62	256
No. of Students Passed		15	19	15	18	19	18	16	19	17	18	19	18	18
No. of Students Getting >50% Marks		08	00	0	03	00	00	05	00	01	08	00	02	00
No. of Students Getting >55% Marks		06	00	05	06	00	04	03	00	01	08	00	10	12
No. of Students Getting >60% Marks		01	00	06	07	00	06	08	00	11	02	00	00	04
No. of Students Getting >70% Marks		01	00	00	00	00	00	00	00	04	00	00	06	01
No. of Students Getting above 70 % Marks		01	19	00	00	19	08	00	19	00	00	19	01	01



Bharati Vidyapeeth's
Dr. Patangrao Kadam Mahavidyalaya, Sangli
 Department of Microbiology
Result Analysis of M.Sc. II, SEM-IV
 Academic Year: 2023-24

SR NO	NAME	food and Dairy		Industrial waste		Recombinat		QC-II		PRACTICAL	TOTAL	Grand Total				
		TH	INT	TH	INT	TH	INT	TH	INT				TH			
1	Pawar Pratiksha A	40	20	60	43	19	62	45	20	65	44	20	64	362	548	910
2	Shendure Pratiksha N	56	20	76	55	20	75	55	20	75	45	20	65	371	662	1033
3	Koti Dhiraj K	45	19	64	42	19	61	32	20	52	32	20	52	359	588	947
4	Kore Toshna T	46	20	66	36	19	55	32	19	51	45	20	65	359	596	955
5	Shinde Prashant P	41	20	61	49	20	69	41	20	61	45	20	65	360	616	976
6	More Sourabh V	42	20	62	48	20	68	41	20	62	38	20	58	360	616	976
7	Khade Rushikesh S	33	18	51	28	19	47	9	18	27	34	19	53	361	539	900
8	Shekhe Vikas	44	20	66	35	19	54	43	20	63	37	20	57	365	583	948
9	Garvade Prathamesh	53	20	73	51	20	71	48	20	58	39	20	59	360	621	981
10	Patil Aishwarya S	47	19	66	52	19	71	39	19	58	50	20	70	360	625	985
11	Pawar Seema	43	20	62	40	19	59	15	19	34	40	19	59	359	573	932
12	Bhosale Mohini V	51	20	71	48	20	68	40	20	60	45	20	65	369	633	1002
13	Thorai Pranav	44	19	63	44	19	63	37	19	56	38	20	58	357	597	954
14	Yadav Ashutosh G	42	20	62	58	20	78	37	20	57	49	20	69	358	620	978
15	Dongare Vandana	64	20	84	51	20	71	54	20	74	49	20	69	370	668	1038
16	Dongare Namrata	59	20	79	54	20	74	50	20	70	54	20	74	372	669	1041
17	Waghmare Ashwath	35	18	53	27	19	46	16	19	35	32	19	51	360	FAIL	FAIL
18	Patil Tushar	33	16	49	fail	16	fail	16	fail	fail	32	17	49	240	FAIL	FAIL
19	Chavan Harshala	48	20	68	48	20	68	45	20	65	53	20	73	370	644	1014
	No. of Students Passed	17	19	17	18	18	18	16	16	16	18	18	18	18	18	18
	No. of Students Getting >50% Marks	07	00	00	03	00	00	05	00	01	08	00	02	00	08	00
	No. of Students Getting >55% Marks	07	00	05	06	00	04	03	00	01	08	00	10	12	06	00
	No. of Students Getting >60% Marks	01	00	06	07	00	06	08	00	11	02	00	00	04	01	00
	No. of Students Getting >70% Marks	02	00	06	00	00	00	00	00	04	00	00	06	01	01	00
	No. of Students Getting above 70 % Marks	01	19	00	00	19	08	00	19	19	00	01	01	01	01	19

HEAD
 Department of Microbiology
 Dr. Patangrao Kadam Mahavidyalaya,
 Sangli.



HEAD
 (Prof. Dr. S. V. Pore)
 I/C. PRINCIPAL,
 Dr. Patangrao Kadam Mahavidyalaya,
 SANGLI-416 416. (Sangliwad).
 30/11/24

Bharati Vidyapeeth's
Dr. Patangrao Kadam Mahavidyalaya, Sangli
Department of Chemistry
B.S.C. III Result Analysis (2023-24)

Sr. No.	Name of the student	SEM. V												SEMVI						Practical	Total	Grand Total													
		TH	INT	Tot	TH	INT	Tot	TH	INT	Tot	TH	INT	Tot	TH	INT	Tot	TH	INT	Tot																
1	BHISE PRIYANSHU MOHAN	26	9	35	21	8	29	20	8	28	19	9	28	16	9	25	110	22	10	32	16	9	25	16	8	24	15	8	23	15	8	23	146	241	351
2	BURASE VIRAJ ANIL	21	9	30	14	9	23	17	8	25	21	8	29	19	8	27	104	26	9	35	21	8	29	20	8	28	19	9	28	16	9	25	162	272	376
3	CHAVAN SAURABH PARASHRAM	14	8	22	9	9	18	16	9	25	23	8	31	23	8	31	105	28	9	37	22	8	30	21	8	29	23	8	31	14	8	22	142	254	359
4	GADEKAR SHREYA VINAYAK	22	9	31	25	9	34	15	8	23	15	9	24	16	10	26	105	32	10	42	31	9	40	26	10	36	23	10	33	23	10	33	181	323	428
5	HAJARE PRASHANT SADASHIV	20	9	29	16	9	25	18	8	26	18	8	26	17	8	25	102	24	9	33	14	8	22	15	9	24	11	8	19	16	8	24	143	232	334
6	JADHAV PRAJAKT VIJAY	25	8	33	14	8	22	15	9	24	16	8	24	19	10	29	99	18	10	28	22	9	31	20	8	28	22	9	31	16	8	24	143	257	356
7	JADHAV VAISHNAVI BABALU	23	10	33	24	8	32	18	8	26	19	8	27	20	10	30	115	28	10	38	26	10	36	20	10	30	17	9	26	22	10	32	165	289	404
8	KENGAR RADHIKA PADMAVATI	15	7	22	9	8	17	16	8	24	19	8	27	20	9	29	97	24	10	34	25	8	33	15	8	23	15	8	23	16	8	24	147	227	324
9	PAWAR ROHIT MOHAN	14	8	22	9	9	18	16	9	25	8	8	16	23	8	31	90	27	9	36	19	8	27	19	9	28	22	8	30	18	8	26	142	253	343
10	PATIL SAKSHI ABASAHEB	24	10	34	21	8	29	23	8	31	24	8	32	23	10	33	125	22	10	32	20	10	30	16	10	26	21	10	31	21	9	30	161	278	403
11	PAWAR SAYALI TUKARAM	25	10	35	24	8	32	26	8	34	25	8	33	22	10	32	131	28	9	37	24	10	34	22	10	32	22	9	31	29	10	39	163	299	430
12	PAWAR YASH JAYWANT	19	9	28	14	9	25	17	8	25	22	8	30	19	9	28	108	21	9	30	14	9	23	17	8	25	21	8	29	19	8	27	153	257	365
13	CHOUGULE OMKAR	16	8	24	8	9	17	16	9	25	8	8	16	22	8	30	88	16	9	25	16	8	24	17	8	25	21	8	29	21	7	28	96	202	290
		Pass = 10												SEMVI						Present				13											
		Fail = 03												SEMVI						Absent				0											
		Pass percentage = 77												SEMVI						Total				13											




(Prof. Dr. S. V. Pore)
I/C. PRINCIPAL,
Dr. Patangrao Kadam Mahavidyalaya,
SANGLI-416 416. (Sangliwad.)

(Handwritten signature)

Bharati Vidyapeeth's Dr. Patangrao Kadam Mahavidyalaya, Sangli. P. G. Department of Chemistry, M. Sc. II (Organic Chemistry) Result Analysis 2023-2024

Sr. No	Name	SEM-III												SEM-IV												Total	G Total				
		AAT			OAC			ETCA			ECAC			Tot	MSMA			OIA			AMCA			AAC				PRACT			
TH	INT	Tot	TH	INT	Tot	TH	INT	Tot	TH	INT	Tot	TH	INT		Tot	TH	INT	Tot	TH	INT	Tot	TH	INT	Tot	TH	INT	Tot	P-VII	P-VIII		
1	KAMBLE KARUNA SHASHIKANT	NE	18	18	23	17	40	32	17	49	6	15	21	128	34	18	52	9	17	26	0	18	18	35	18	53	148	145	442	570	
2	ATTAR ARIF ALAM		6	17	23	8	17	25	18	13	31	0	11	11	190	2	15	17	3	16	19	3	15	18	35	15	50	163	135	402	592
3	MANE VAIBHAV PRAKASH		15	18	33	32	17	49	34	18	52	15	16	31	165	39	17	56	4	16	20	5	17	22	24	17	41	153	145	437	602
4	PAWAR SWEETI BALASO		9	18	27	23	17	40	32	13	45	9	16	25	137	40	18	58	5	17	22	6	18	24	35	18	53	143	145	445	582
5	CHOUGULE RAHUL VITTHAL		12	18	30	36	16	52	37	16	53	36	16	52	188	47	16	63	25	16	41	12	17	29	36	16	52	128	150	463	651
6	PATIL SNEHA MADHUKAR		4	19	23	18	18	36	32	16	48	3	17	20	127	33	18	51	5	18	23	6	17	23	23	18	41	158	145	441	568
7	SHINDE AKASH ANANDA		6	19	25	0	17	17	37	16	53	9	16	25	120	11	16	27	7	15	22	3	16	19	32	17	49	153	135	405	525
8	MANE SONALI SUDBHAKAR		8	19	27	32	18	50	32	16	48	16	16	32	157	38	18	56	20	18	38	18	5	23	40	17	57	158	167	499	656
9	KUMBHAR RUTUJA VIJAY		11	18	29	33	17	50	45	16	61	36	16	52	192	49	17	66	21	17	38	6	18	24	55	16	71	163	150	512	704
10	MULLANI MIJABA FIROJ		18	18	36	35	16	51	41	16	57	20	17	37	181	44	18	62	18	17	36	9	16	25	45	17	62	153	145	482	663
11	SHAIKH ALIYA IMITTYAZ		32	18	40	36	17	53	37	16	53	40	16	56	202	45	18	63	27	18	45	36	18	54	56	18	74	158	150	544	746
12	DAVARE ABHIJEET NAMDEV		32	18	40	32	17	49	33	17	50	41	16	57	196	44	16	60	32	17	49	35	16	51	42	15	57	143	145	505	701
13	MANE SWAPNALI PRAKASH		34	18	52	34	16	50	35	16	51	39	16	55	208	54	17	71	36	18	54	18	17	35	48	18	66	168	150	544	752
14	PAWAR RAJESH DATTATRAY		32	18	40	35	16	51	38	17	55	39	16	55	201	54	17	71	32	18	50	12	18	40	47	16	63	168	150	542	743
15	PAWAR ANKITA ANIL		40	18	58	35	18	53	33	18	51	43	16	59	221	46	18	64	33	19	52	21	19	40	61	18	79	158	150	543	764
16	SALUNKHE VARSHA DILIP		40	17	57	39	18	57	41	16	57	41	16	57	229	45	19	64	40	19	59	44	18	62	47	19	66	170	175	596	825
	No. of students appeared		16																												
	Pass class		0																												
	No. of Students Getting >50% Marks		0																												
	No. of Students Getting >55% Marks		2																												
	No. of Students Getting >60% Marks		1																												
	No. of Students Getting >70% Marks		0																												
	Fail		13																												

Pass = 03
 Fail = 13
 Total = 16
 Pass % = 18.7%




[Signature]
 Coordinator
 P.G. (Chemistry)
 Dr. Patangrao Kadam Mahavidyalaya,
 Sangli.

Bharati Vidyapeeth's Dr. Patangrao Kadam Mahavidyalaya, Sangli. P. G. Department of Chemistry, M. Sc. II (Analytical Chemistry) Result Analysis 2023-2024

Sr. No.	Name	SEM-III										SEM-IV										PRACT	Total	G.Total											
		AAT		OAC		ETCA		ECAC		Total		MNSA		DIA		AMCA		AAC		P-VII	P-VIII														
		TH	INT	TH	INT	TH	INT	TH	INT	TH	INT	TH	INT	TH	INT	TH	INT	TH	INT	TH	INT														
1	AVARRHOD SACHIN LAXMAN	8	13	21	5	14	19	17	14	31	6	17	23	94	8	19	27	5	18	23	7	19	26	14	18	32	137	377	471						
2	JAORAV SANKET SANJAY	19	13	32	12	14	26	32	14	46	17	16	33	137	14	18	32	11	18	29	18	7	25	18	6	24	116	349	486						
3	MALVADE PRAANT GAJANAN	4	10	14	1	14	15	8	11	19	0	11	11	59	NA	NA	NA	NA	NA	NA	NA	NA	NA	NA	NA	NA	NA	59	59	59					
4	PATIL PRADIP MARUTI	3	10	13	1	14	15	1	11	12	0	11	11	51	NA	NA	NA	9	27	18	8	26	15	18	33	122	380	493							
5	AVYALE SIDDHARTH MANIKRAO	14	14	28	14	14	28	30	13	43	0	14	14	113	32	18	50	18	9	27	18	8	26	15	18	33	122	380	493						
6	CHAVAN AJAY VASANT	2	12	14	6	15	21	23	11	34	13	13	26	95	1	18	19	4	17	21	6	19	25	18	9	27	141	362	457						
7	JADHAV OMKAR MOHAN	29	12	41	7	13	20	28	13	41	32	13	45	148	29	18	47	18	18	36	19	19	38	18	32	50	132	427	575						
8	PATIL GANESH SHIVAJI	37	15	52	24	15	39	35	15	50	33	12	45	186	34	18	52	18	14	32	32	18	50	18	32	50	118	448	634						
9	PATIL MAANASI DHANAJI	32	15	47	32	16	48	32	14	46	40	17	57	198	41	19	60	33	18	31	19	38	18	19	38	17	34	120	428	626					
10	IPATIL NIKITA GAJAPATI	35	12	47	32	12	44	35	13	48	33	16	49	188	37	19	56	19	18	57	19	54	18	23	41	23	19	42	33	118	426	614			
11	IPATIL SNEHA SANJAY	32	15	47	32	18	50	33	14	47	34	16	52	196	35	19	54	18	23	41	23	19	42	33	18	51	120	442	450	646					
12	PATIL PRATHAMESH NARAYANSING	34	14	48	23	13	36	32	13	45	33	17	50	179	37	19	56	34	18	52	18	18	35	32	18	50	129	440	453	642					
13	MAHE SHUBHAM MARUTI	4	9	13	3	13	16	15	13	28	0	11	11	68	NA	NA	NA	NA	NA	NA	9	28	14	18	32	122	355	379	512						
14	SHIGAL ABHISHEK RANGRAO	47	15	62	15	15	30	32	14	46	33	14	47	185	39	18	57	8	17	25	21	18	39	6	18	24	140	423	608						
15	PATIL SAURABH PRADIP	43	16	59	23	16	49	34	14	48	35	14	49	205	48	18	66	43	18	61	34	18	52	34	18	52	138	441	510	715					
16	YEDGAR HARSHAL RAMESH	36	15	51	32	16	48	36	16	52	40	17	57	208	51	19	70	40	18	58	45	19	64	50	18	68	136	532	740						
17	PATIL SNEHA SHIVAJI	45	12	57	24	16	40	36	15	51	41	18	59	207	44	19	63	32	17	49	32	19	51	20	18	38	134	468	675	740					
18	JADHAV AAKTI PRAKASH	55	13	68	38	15	53	37	16	53	43	15	58	232	56	19	75	35	18	53	32	19	51	41	18	59	131	439	508	740					
19	ISALUNKHE PRANITA VISHNU	33	15	48	21	15	36	34	14	48	32	16	48	180	48	18	66	25	18	43	34	19	53	23	17	40	134	434	470	650					
20	PATIL VISHAL VIJAY	51	15	66	32	16	48	32	17	49	33	17	50	213	48	18	66	34	17	51	36	18	54	38	18	56	123	432	482	695					
21	IPATIL DIPALI RAVSAREER	45	14	59	32	17	49	32	15	48	33	18	51	207	47	19	66	35	18	53	35	19	54	33	18	51	135	440	499	706					
22	PATIL PRAGONDA KALGONDA	50	13	63	32	17	49	32	15	47	32	17	49	208	51	19	69	36	18	54	45	18	63	34	18	52	139	433	510	718					
23	JISHIVHARAN MRUNAL JAGANNATH	45	16	61	32	15	47	36	14	50	34	14	50	208	52	19	71	32	18	50	32	19	51	32	18	50	136	441	499	707					
24	IMKANKADAR SUHANA HARUN	40	14	54	33	16	49	40	14	56	38	14	52	211	41	19	60	45	19	64	42	19	61	32	18	50	122	442	498	709					
25	IKADAM ANKITA VILAS	40	16	56	40	14	54	41	15	56	40	16	56	222	35	17	52	33	18	51	32	17	49	49	33	18	51	130	471	693					
26	IBEDAGE MAAYURI SANJAY	55	15	70	41	17	58	42	15	57	42	15	57	242	49	18	67	37	18	55	34	18	52	39	18	57	136	452	519	761					
27	IKOLI SHUBHANGI KUMAR	51	17	68	33	16	49	51	17	68	47	15	62	247	46	19	85	48	18	66	46	19	65	45	18	63	131	454	564	811					
28	IKORE DIPTI PANDURANG	35	16	51	26	15	41	36	16	52	50	15	65	209	49	19	68	45	18	63	47	19	66	36	18	54	134	450	535	744					
29	KURALUPE SURAJ NISHIKANT	47	16	63	41	16	57	40	18	58	47	16	63	241	49	19	68	53	18	71	38	19	57	42	18	60	141	501	742	742					
30	MAHE OMKAR DATTATRAYA	39	15	54	36	14	50	41	16	57	44	14	60	221	50	18	68	46	17	63	52	18	70	53	18	71	132	445	549	770					
31	IPATIL SVARUPA NAMDEV	40	16	56	43	18	61	48	15	63	43	15	58	238	60	19	79	49	18	67	50	19	69	39	18	57	130	443	545	783					
32	ICHOUQUIE PRANALI SUBHASH	39	15	54	35	13	48	40	17	57	39	17	56	215	56	17	73	41	17	58	52	18	70	42	18	60	125	452	538	753					
33	JADHAV SAMIKSHA MARUTI	54	17	71	42	17	59	49	18	67	40	13	63	260	67	19	86	54	18	72	50	19	69	51	18	69	144	443	583	843					
34	IPATIL SNEHA SHIVAJI	55	18	73	44	14	53	48	18	74	42	18	60	265	61	19	80	63	18	81	45	19	64	39	18	57	155	452	592	857					
35	IPATIL SNEHA SAMBHALI	45	17	61	39	14	53	48	13	61	40	18	58	233	52	19	71	37	18	55	40	19	59	59	36	18	54	137	456	532	765				
36	ISURAWANSHI SHWETA PRAKASH	44	16	60	38	16	54	36	15	51	38	16	64	229	51	19	70	46	18	64	40	19	59	36	18	54	135	455	537	766					
37	IVAOGAYE SANDHYARANI BALKRISHNA	52	16	68	34	15	49	50	18	68	46	16	62	247	51	19	70	50	18	68	53	19	72	55	18	73	127	456	566	813					
38																																			
	Pass class																																		
	No. of Students Getting >50% Marks																																		
	No. of Students Getting >55% Marks																																		
	No. of Students Getting >60% Marks																																		
	No. of Students Getting >70% Marks																																		
		2																																	
	Fail																																		
		26																																	

Pass = 12
 Fail = 23
 Absent = 03
 Total = 38

Pass % = 34.02 %



Sampal
 Co-ordinator
 M.Sc. (Chemistry)
 Dr. Patangrao Kadam Mahavidya
 Sangli.